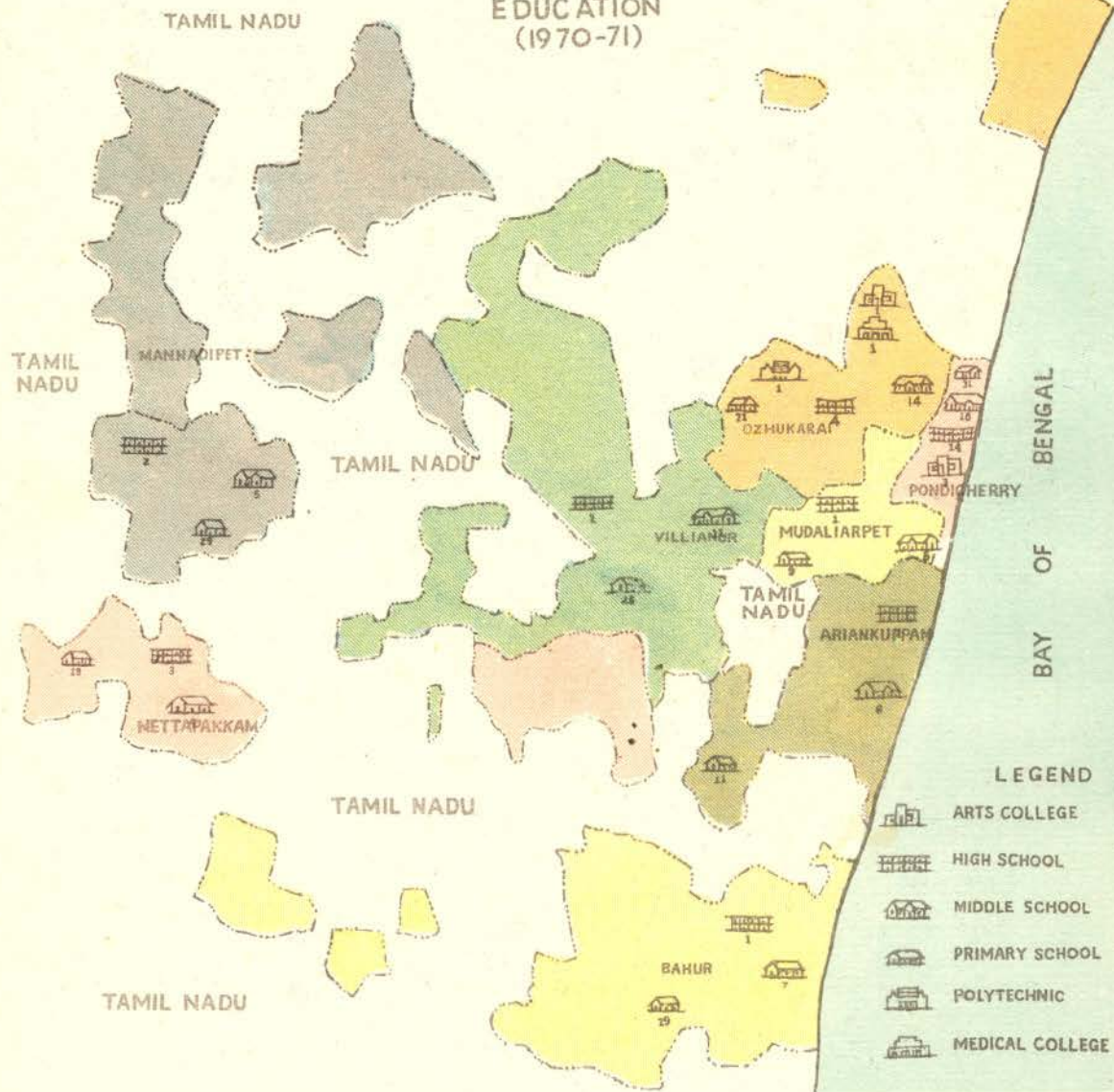


PONDICHERRY REGION EDUCATION (1970-71)



IX. EDUCATION.

Prior to merger, many villages did not have even primary schools which meant that many children in the rural areas were deprived of even basic education. Soon after merger consequent on the policy of universal and free primary education to all children in the age group 6-11, a special drive was made for enrolment in school.

During the Ex-French regime, Secondary Education was purely on French pattern with French or Tamil as the medium of instruction. However, there were a few English medium schools for preparing students for Matriculation Examination of the Madras University. However, with the merger of this Territory with the Indian Union, English and regional languages, assumed importance. There are at present 46 High Schools with an enrolment of 25,078. There are 14 Primary Schools, 17 Upper Primary Schools, 12 High Schools and one college, exclusively for girls.

The progress of University Education was remarkable after merger. At the time of merger there were only two colleges affiliated to Paris University with French

as the medium of instruction. At present there are 7 colleges including the one run by Shri Aurobindo Ashram and another by the French Government. In addition, two evening colleges (one each in Pondicherry and Karaikal) are also functioning to cater to the needs of those who are not fortunate enough to avail of the regular college education.

Technical education has also been introduced after merger. The Mothilal Nehru Polytechnic at Pondicherry was started in 1961 with Civil, Mechanical and Electrical Engineering courses. A Junior Technical School was also established in 1966, to provide training in certain technical courses such as carpentry, blacksmithy, welding etc. A sum of Rs. 377.57 lakhs have been spent on Education under Plan Schemes.

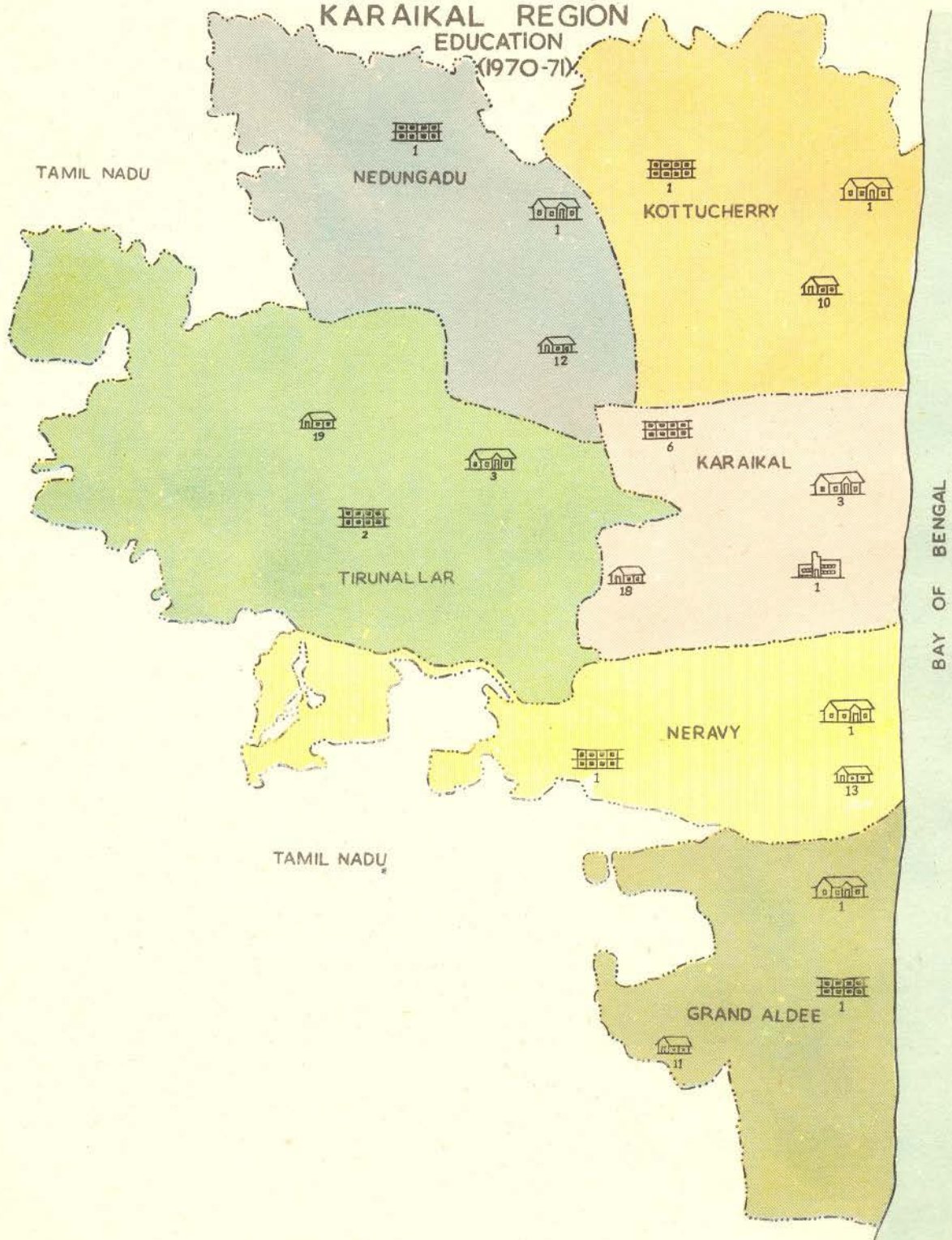
Pondicherry Region.

In the table below the number of educational institutions and strength of students in Pondicherry region are indicated.

Sl. No.	Type of Institutions	1965-66		1966-67		1967-68		1968-69		1969-70		1970-71	
		No.	Strength	No.	Strength	No.	Strength	No.	Strength	No.	Strength	No.	Strength
(1)	(2)	(3)	(4)	(5)	(6)	(7)	(8)	(9)	(10)	(11)	(12)	(13)	(14)
1.	Primary Schools	143	13,524	142	14,657	143	15,000	145	16,282	147	17,177	155	18,612
2.	Middle Schools	57	19,123	61	20,517	65	22,275	67	23,876	65	24,664	68	25,002
3.	High Schools	24	12,537	24	12,778	24	13,251	25	14,713	27	16,125	28	16,527
4.	Polytechnic	1	262	1	263	1	187	1	152	1	112	1	126
5.	Arts Colleges	3	1,330	3	1,510	3	1,571	4	1,844	4	2,152	4	2,507

It will be evident from the table above that there has been steady development in the number of educational institutions and in the strength of the institutions.

KARAIKAL REGION EDUCATION (1970-71)



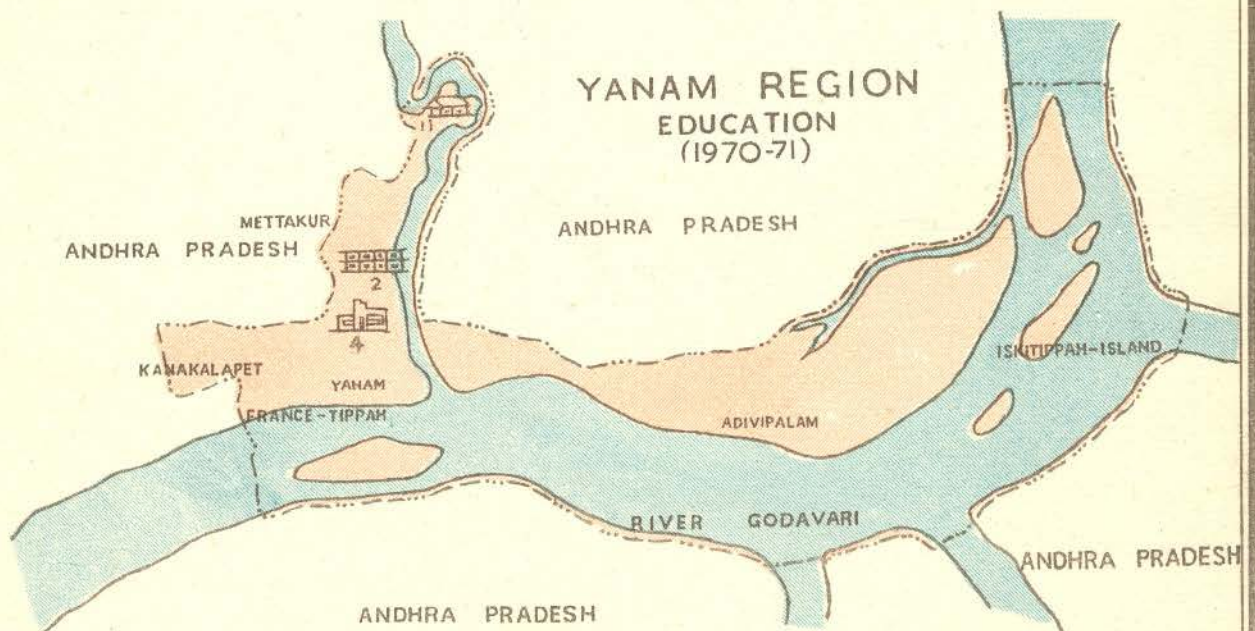
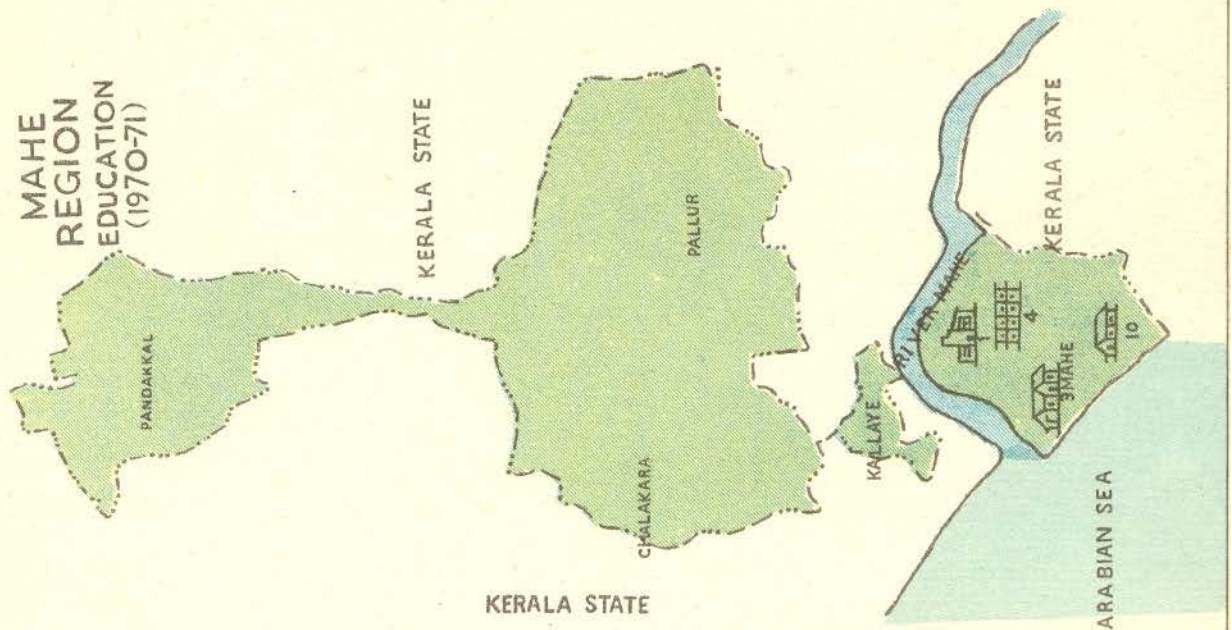
IX. EDUCATION.

Karaikal Region.

The number and strength of institutions of Karaikal region are indicated below :—

Sl. No.	Type of Institutions	1965-66		1966-67		1967-68		1968-69		1969-70		1970-71	
		No.	Stren- gth	No.	Stren- gth	No.	Stren- gth	No.	Stren- gth	No.	Stren- gth	No.	Stren- gth
(1)	(2)	(3)	(4)	(5)	(6)	(7)	(8)	(9)	(10)	(11)	(12)	(13)	(14)
1.	Primary Schools	76	5,521	76	5,608	76	5,283	77	5,202	83	7,872	83	8,115
2.	Middle Schools	13	5,594	15	6,124	16	5,956	16	5,600	10	3,509	10	3,627
3.	High Schools	10	3,361	11	3,594	12	4,514	12	5,184	12	5,283	12	5,571
4.	Arts College	1	396	1	443	1	237	1	328	1	400	1	516

It will be seen that there has been steady progress in the field of education. The strength of the pupils in Primary and High Schools and also in the only Arts College has increased.



IX. EDUCATION.

Mahe Region.

The number and strength of each type of educational institutions are furnished below : —

Sl. No.	Type of Institutions	1965-66		1966-67		1967-68		1968-69		1969-70		1970-71	
		No.	Stren- gth	No.	Stren- gth	No.	Stren- gth	No.	Stren- gth	No.	Stren- gth	No.	Stren- gth
(1)	(2)	(3)	(4)	(5)	(6)	(7)	(8)	(9)	(10)	(11)	(12)	(13)	(14)
1.	Primary Schools	10	532	10	551	10	960	11	927	10	898	10	983
2.	Middle Schools	3	602	3	570	3	856	3	821	3	721	3	725
3.	High Schools	5	2,422	4	2,484	4	1,839	4	1,780	4	1,928	4	1,980
4.	Arts College	1	200

There has been satisfactory progress in the field of education. An Arts College was set up in 1970-71.

Yanam Region.

The growth of education in Yanam region is furnished in the following table :—

Sl. No.	Type of Institutions	1965-66		1966-67		1967-68		1968-69		1969-70		1970-71	
		No.	Stren- gth	No.	Stren- gth	No.	Stren- gth	No.	Stren- gth	No.	Stren- gth	No.	Stren- gth
(1)	(2)	(3)	(4)	(5)	(6)	(7)	(8)	(9)	(10)	(11)	(12)	(13)	(14)
1.	Primary Schools	10	753	10	768	10	792	10	780	10	915	11	858
2.	Middle School	1	417	1	417	1	408
3.	High School	1	418	1	489	1	552	2	1,074	2	1,073	2	1,000
4.	Arts College	1	68

There has been steady growth in educational institutions. The strength of the pupils in the primary schools and the high schools has gone up.