

Directorate of Economics and Statistics

CENSUS OF GOVERNMENT EMPLOYEES

[2013-2014]



**Thiru. D.MANIKANDAN, I.A.S.,
Secretary (Economics & Statistics)**

**CHIEF SECRETARIAT
No. 1, GOUBERT AVENUE
PUDUCHERRY – 605 001**

FORWORD

I am happy that the Directorate of Economics and Statistics, Government of Puducherry is bringing out the publication entitled “Census of Government Employees 2013-2014” which is the Forty –fifth in the series.

This book presents the number of employees as on 31st March 2014 working in State Government / Central Government departments, Agencies and Institutions in respect of Union Territory of Puducherry with regional break-up of figures. This booklet also covers the number of Gazetted and Non-Gazetted employees.

The volume of employment in this Union Territory and the details of departments functioning in the Territory for the welfare of the public can be easily ascertained.

I appreciate the continued efforts put up by the Staff of the Directorate of Economics and Statistics, in bringing out this useful Publication. The active cooperation of the reporting Departments is also welcome.

Puducherry
March, 2016.

(D.MANIKANDAN, I.A.S)
Secretary (Economics & Statistics)



Dr. S.VAITTIANADANE
Director



**505, KAMARAJ SALAI,
SARAM,
PUDUCHERRY – 605 013**

PREFACE

The Directorate of Economics and Statistics brings out the report on Census of Employees with 31st march of every year as the reference date. This publication under is the forty-fifth in the series.

The regional break-up of Department/Agencies/Institutions are given with Gazetted and non-Gazetted status of the official. The present compilation of Census of Employees for the period ending 31st March 2013 & 2014 will be useful to know out the employment situation in Government Institutions/Agencies.

My sincere thanks to the Departments/Agencies for their co-operation and to the Officer/Staff who have taken pain in collecting and compiling the information.

Place: Puducherry
Date: March-2016,

(Dr. S.VAITTIANADANE)
Director

INTRODUCTION

The Annual Report on Census of Government employees with 31st March as the reference date is being conducted by the Directorate in order to assess the trends in the volume and other related characteristics of employment in the Government/Public sector of the Union Territory of Puducherry. The Census provides a complete account of regular State/ Central/ Autonomous/ Local Bodies employees who hold civilian posts on the reference date. *It also presents the status of regular employees viz. Gazetted and Non-Gazetted.*

Scope, Coverage, Concept and Definition:

The census covers all regular employees working in various Departments/Offices of the Union Territory Government, and Central Government with Gazetted and Non-Gazetted categories in local Bodies and Autonomous Bodies as 31st March. The report contains pay range, department and status wise information of the State/ Central/ Autonomous/ Local Bodies employees. In addition, scheduled caste/ scheduled tribe, men & women and religion wise breakups have also been incorporated in the report. This report is based on census of the regular State/ Central/ Autonomous/ Local Bodies and designed to provide analytical tables depicting in brief the position of the Employees in the U.T. of Puducherry as on 31st March.

Method of approach:

The data are collected from all State/Central Government Departments, Local Bodies, and Autonomous Bodies on a set of prescribed forms.

Salient findings:

In the report, 52 State Government Departments, 27 Central Government Offices, 47 Autonomous Bodies and 5 Municipalities and 10 Commune Panchayats of this Union Territory Puducherry were furnished their employees details.

The details of State/Central Government/Local/Autonomous Bodies employees are given in Annexure I to IX with Sanctioned strength of Gazetted and Non-Gazetted categories. They were classified as Caste, Religion and Male Female wise.

The total number of State Government employees reported as on 31st March 2014 was 27,282 out of which 25,457 were Non-Gazetted and 1,825 were Gazetted. The percentage distribution was 93.31% and 6.69% respectively. In other words, there was one Gazetted Officer of every 14 Non-Gazetted officials in this sector.

Among 27, 282 of State Government employees 4,819 are Schedule Caste (SC), 123 are Schedule Tribes (ST), 17,110 are Other Backward Class (OBC) Others 4,556 and 327 Persons With Disability (PWD) and 247 are Ex-Service men. As per the Religion wise classifications there are 92.3% employees are Hindus, 5.94% are Christians and 1.66% are Muslims.

Among the State Government Sectors, The Education Department was the single largest establishment with 7,380 employees (27%) was first in position and followed by Health and Family Welfare with 3,743 employees (13.72%) and Public Works department 3,537 (12.96%), Police Department 3,593 (13.17%) and Electricity Department 2276 (8.34%).

Central Government Employees

In respect of Central Government Employees, the total No. of Regular Employees as on 31st March 2014 were 4576, among them 4,330 (94.62%) were Non-Gazetted and the remaining 246 (5.38%) were Gazetted. It shows that every 18 Non-Gazetted employees has one Gazetted Officer. The office-wise distribution of the employees shows that JIPMER has the maximum employment with 2,323 employees (50.76%) which was followed by Pondicherry University with 602 employees (13.16%). Next Bharath Sanchar Nigam Limited 403(8.81%) and by Central Excise 161 (3.52%). The Caste-wise and Religion wise distribution of Central Govt. Employees are 4012 Hindu, 461 Christian and 96 Muslims and SC - 901, ST - 75, OBC - 1282, Other - 2244, PH - 57, and 17 Ex-Service Man are worked in U.T of Puducherry.

There were 48 Autonomous Bodies functioning in this Union Territory. The total No. of Regular Employees in the Autonomous Bodies as on 31st March 2014 was 5370, among 5198 (96.79%) were Non-Gazetted and the remaining 172 (3.20%) were Gazetted. The ratio of Gazetted and Non-Gazetted employees is 31:1 The Office-wise distribution of the employees, the Pondicherry Corporation for Development of Women and Differently abled persons Ltd shows that the maximum employment with 1189 employees (22.14%) which is followed by PRTC which has 489 employees (09.11%) and Pondicherry Engineering College with 432 employees (08.04%). The Caste and Religion wise

distribution is 5034 are Hindus, 282 are Christians and 51 are Muslims and SC - 884, ST - 15, OBC - 3621, others - 714, PH - 85, Ex-Service Man 41 are worked in U.T of Puducherry.

The Union Territory of Puducherry comprises of five Municipality and the ten Commune Panchayats. Puducherry Region has two Municipality and five commune Panchayats. There is one Municipality each to Karaikal, Mahe and Yanam Region. Municipality and Commune Panchayats are being administered by respective commissioners under the control of Special Officers.

The total number of employees working in the five Municipality and ten Commune Panchayats as on 31st March 2014 were 1806 (1510 male and 296 female) of which 13 Gazetted and 1793 non-Gazetted employees . In Pondicherry Municipality 618 (34.22%) and in Oulgarete Municipality 506 (28.02%) employees were working. Among, 642 are S.C, 23 are S.T, 1045 are OBC, Others – 68 are worked in Puducherry. The Religion wise distribution was 1664 are Hindus, 124 are Christian and 17 are Muslims.



Census of Government Employees -2013-14
State Government

Sl. No	Departments	Sanction Post		Filled up Posts						
		G	NG	Gaz. Male	Non-Gaz. Male	Gaz. Female	Non.Gaz. Female	Male	Female	Total
1	Accounts and Treasuries	59	275	37	160	15	80	197	95	292
2	Adi Dravidar Welfare	14	314	3	90	6	64	93	70	163
3	Agriculture	56	1113	39	616	7	126	655	133	788
4	Animal Husbandry	50	385	31	249	7	37	280	44	324
5	Art and Culture	8	269	3	108	3	52	111	55	166
6	Chief Secretariat	63	304	42	202	11	46	244	57	301
7	Civil Supplies and Con. Affairs	9	131	8	94	1	22	102	23	125
8	Commercial Taxes	12	145	10	90	0	18	100	18	118
9	Co-operative	12	140	8	86	1	31	94	32	126
10	Council of Ministers	9	59	6	43	0	5	49	5	54
11	District Industries Centre	10	62	5	33	2	14	38	16	54
12	Economics and Statistics	6	96	5	44	0	6	49	6	55
13	School Education	260	8127	91	2839	51	3658	2930	3709	6639
14	Collegiate Education	758	336	312	129	204	96	441	300	741
15	Election	2	17	2	9	0	4	11	4	15
16	Electricity	200	2553	82	2012	9	173	2094	182	2276
17	Fire Service	2	329	1	253	0	3	254	3	257
18	Fisheries	22	222	14	129	4	22	143	26	169
19	Forest	3	63	3	45	0	4	48	4	52
20	Govt. Auto Workshop	6	184	2	110	0	12	112	12	124
21	Health and Family Welfare	0	0	237	1257	125	2124	1494	2249	3743
22	Hindu Religious Instititue	3	18	2	10	1	3	12	4	16
23	Industries	9	58	7	30	0	12	37	12	49
24	Information and Publicity	8	85	3	46	1	10	49	11	60
25	Information Technology	3	12	2	10	0	1	12	1	13
26	Jail	4	119	3	91	0	2	94	2	96

Sl. No	Departments	Sanction Post		Filled up Posts						
		G	NG	Gaz. Male	Non-Gaz. Male	Gaz. Female	Non.Gaz. Female	Male	Female	Total
27	Judicial	42	285	26	221	14	63	247	77	324
28	L.G.'s Secretariat	5	50	3	29	0	2	32	2	34
29	Labour	50	532	19	279	12	117	298	129	427
30	Law	8	26	5	10	1	3	15	4	19
31	Legislative Assembly	9	96	7	91	2	5	98	7	105
32	Local Administration	26	119	18	68	2	12	86	14	100
33	Planning and Research	10	71	3	35	2	11	38	13	51
34	Police	55	3927	42	3346	3	202	3388	205	3593
35	Port	27	73	12	29	5	11	41	16	57
36	P.W.D	120	4102	86	3107	13	331	3193	344	3537
37	Revenue	62	860	33	603	10	111	636	121	757
38	Rural Development	15	303	8	211	2	31	219	33	252
39	Sainik Welfare	0	7	0	7	0	0	7	0	7
40	Science and Technology	7	26	5	16	0	2	21	2	23
41	Social Welfare	15	253	3	114	8	55	117	63	180
42	Stationery and Printing	12	519	7	336	2	55	343	57	400
43	Tourism	7	116	4	74	2	19	78	21	99
44	Town and Country Planning	10	51	10	35	0	16	45	16	61
45	Transport	13	267	9	179	0	18	188	18	206
46	Vigilence and Anit-Corruption	1	30	1	24	0	2	25	2	27
47	Women and Child Development	21	164	3	49	13	50	52	63	115
48	Law college	20	21	6	12	4	2	18	6	24
49	Collectorate Karaikal	13	24	6	11	2	4	17	6	23
50	Regional Administrator Mahe	3	15	3	4	0	6	7	6	13
51	Regional Administrator Yanam	2	17	2	9	0	2	11	2	13
52	State Election Commission	5	17	1	15	0	3	16	3	19
	TOTAL	2146	27387	1280	17699	545	7758	18979	8303	27282

Census of Government Employees -2013-14
State Government

Sl. No	Departments	SC		ST		OBC		Others		PH		Ex-Service		TOTAL		
		Male	Female	Male	Female	Male	Female	Male	Female	Male	Female	Male	Female	Male	Female	Total
1	Accounts and Treasuries	32	15	1	0	130	67	24	11	9	1	2	0	198	94	292
2	Adi Dravidar Welfare	0	0	0	0	0	0	0	0	0	0	0	0	0	0	163
3	Agriculture	144	36	0	1	426	85	65	16	11	2	2	0	648	140	788
4	Animal Husbandry	51	10	4	0	193	29	17	4	11	0	5	0	281	43	324
5	Art and Culture	25	13	3	0	61	34	12	13	3	1	1	0	105	61	166
6	Chief Secretariat	35	7	6	0	133	33	61	17	6	0	3	0	244	57	301
7	Civil Supplies and Con. Affairs	26	0	0	0	68	16	0	5	2	2	6	0	102	23	125
8	Commercial Taxes	20	3	0	0	70	8	9	4	0	2	2	0	101	17	118
9	Co-operative	22	7	0	1	32	12	40	12	0	0	0	0	94	32	126
10	Council of Ministers	6	1	0	0	40	3	3	1	0	0	0	0	49	5	54
11	District Industries Centre	6	1	0	1	23	11	6	2	2	1	1	0	38	16	54
12	Economics and Statistics	6	2	1	0	40	4	1	0	1	0	0	0	49	6	55
13	School Education	538	461	4	13	1951	2732	355	483	53	31	18	0	2919	3720	6639
14	Collegiate Education	60	28	1	3	279	198	87	67	10	4	4	0	441	300	741
15	Election	0	0	0	0	5	3	5	1	0	0	1	0	11	4	15
16	Electricity	325	30	11	0	1386	119	300	32	31	2	40	0	2093	183	2276
17	Fire Service	46	0	0	0	195	4	7	0	0	0	5	0	253	4	257
18	Fisheries	37	3	0	0	59	15	46	8	1	0	0	0	143	26	169
19	Forest	5	2	0	0	38	1	6	0	0	0	0	0	49	3	52
20	Govt. Auto Workshop	20	1	1	0	51	7	36	4	2	1	1	0	111	13	124
21	Health and Family Welfare	0	0	0	0	0	0	0	0	0	0	0	0	0	0	3743
22	Hindu Religious Instititue	1	1	0	0	10	3	1	0	0	0	0	0	12	4	16
23	Industries	6	2	0	0	24	9	3	1	2	0	2	0	37	12	49
24	Information and Publicity	13	3	0	0	32	9	3	0	0	0	0	0	48	12	60
25	Information Technology	1	0	0	0	9	1	2	0	0	0	0	0	12	1	13
26	Jail	24	1	1	0	28	1	33	0	0	0	8	0	94	2	96

Sl. No	Departments	SC		ST		OBC		Others		PH		Ex-Service		TOTAL		
		Male	Female	Male	Female	Male	Female	Male	Female	Male	Female	Male	Female	Male	Female	Total
27	Judicial	38	11	3	0	147	38	61	16	6	0	4	0	259	65	324
28	L.G.'s Secretariat	4	0	0	0	18	1	10	1	0	0	0	0	32	2	34
29	Labour	52	25	0	1	205	74	48	18	3	1	0	0	308	119	427
30	Law	1	0	0	0	12	2	2	2	0	0	0	0	15	4	19
31	Legislative Assembly	5	2	0	0	93	2	2	1	0	0	0	0	100	5	105
32	Local Administration	19	4	0	0	63	10	1	0	2	0	1	0	86	14	100
33	Planning and Research	6	2	0	0	30	9	2	2	0	0	0	0	38	13	51
34	Police	605	37	8	2	1881	142	779	25	2	0	112	0	3387	206	3593
35	Port	6	2	0	0	42	1	3	1	2	0	0	0	53	4	57
36	P.W.D	587	63	4	3	2356	248	183	52	31	3	7	0	3168	369	3537
37	Revenue	139	31	3	15	392	52	84	20	13	2	6	0	637	120	757
38	Rural Development	52	6	0	0	167	27	0	0	0	0	0	0	219	33	252
39	Sainik Welfare	0	0	0	0	2	0	0	0	0	0	5	0	7	0	7
40	Science and Technology	1	0	0	0	18	3	0	0	1	0	0	0	20	3	23
41	Social Welfare	34	19	0	0	75	35	7	2	8	0	0	0	124	56	180
42	Stationery and Printing	60	8	0	0	256	40	23	6	7	0	0	0	346	54	400
43	Tourism	16	7	0	0	47	12	11	2	1	0	3	0	78	21	99
44	Town and Country Planning	9	3	1	0	27	10	5	1	4	1	0	0	46	15	61
45	Transport	38	4	0	0	99	6	48	5	4	1	1	0	190	16	206
46	Vigilance and Anit-Corruption	2	0	0	0	23	2	0	0	0	0	0	0	25	2	27
47	Women and Child Development	9	11	0	0	24	14	12	45	0	0	0	0	45	70	115
48	Law college	3	0	0	0	9	3	7	2	0	0	0	0	19	5	24
49	Collectorate Karaikal	2	2	0	0	11	3	4	1	0	0	0	0	17	6	23
50	Regional Administrator Mahe	0	1	0	0	5	4	1	1	1	0	0	0	7	6	13
51	Regional Administrator Yanam	2	0	0	0	6	0	3	2	0	0	0	0	11	2	13
52	State Election Commission	2	0	0	0	11	2	3	1	0	0	0	0	16	3	19
	TOTAL	3141	865	52	40	11302	4144	2421	887	229	55	240	0	17385	5991	27282

Census of Government Employees -2013-14
State Government

Sl. No	Departments	TOTAL				
		Hindu	Christians	Muslim	Others	ALL
1	Accounts and Treasuries	262	18	12	0	292
2	Adi Dravidar Welfare	0	0	0	0	163
3	Agriculture	738	41	8	1	788
4	Animal Husbandry	301	17	6	0	324
5	Art and Culture	148	16	2	0	166
6	Chief Secretariat	281	16	4	0	301
7	Civil Supplies and Con. Affairs	122	3	0	0	125
8	Commercial Taxes	110	4	4	0	118
9	Co-operative	109	8	9	0	126
10	Council of Ministers	52	2	0	0	54
11	District Industries Centre	51	3	0	0	54
12	Economics and Statistics	54	1	0	0	55
13	School Education	5945	585	104	5	6639
14	Collegiate Education	663	58	20	0	741
15	Election	15	0	0	0	15
16	Electricity	2125	100	37	14	2276
17	Fire Service	248	5	4	0	257
18	Fisheries	160	6	3	0	169
19	Forest	51	1	0	0	52
20	Govt. Auto Workshop	116	7	1	0	124
21	Health and Family Welfare	0	0	0	0	3743
22	Hindu Religious Instititue	16	0	0	0	16
23	Industries	45	3	1	0	49
24	Information and Publicity	49	8	3	0	60
25	Information Technology	13	0	0	0	13
26	Jail	89	7	0	0	96
27	Judicial	290	28	6	0	324
28	L.G.'s Secretariat	29	3	2	0	34
29	Labour	403	23	1	0	427
30	Law	16	0	3	0	19
31	Legislative Assembly	99	4	2	0	105
32	Local Administration	91	7	2	0	100
33	Planning and Research	46	5	0	0	51
34	Police	3425	114	54	0	3593
35	Port	56	1	0	0	57
36	P.W.D	3260	206	70	1	3537
37	Revenue	712	26	17	2	757
38	Rural Development	237	11	4	0	252
39	Sainik Welfare	7	0	0	0	7
40	Science and Technology	21	2	0	0	23
41	Social Welfare	165	8	7	0	180
42	Stationery and Printing	376	18	6	0	400
43	Tourism	94	4	1	0	99
44	Town and Country Planning	54	4	1	2	61
45	Transport	194	9	3	0	206
46	Vigilence and Anit-Corruption	24	2	1	0	27
47	Women and Child Development	103	11	1	0	115
48	Law college	22	2	0	0	24
49	Collectorate Karaikal	22	0	1	0	23
50	Regional Administrator Mahe	13	0	0	0	13
51	Regional Administrator Yanam	11	0	2	0	13
52	State Election Commission	18	0	0	1	19
	TOTAL	21551	1397	402	26	27282

Census of Government Employees -2013-14
Central Government

Sl. No	Departments	SC		ST		OBC		Others		PH		Ex-Service		TOTAL		Total
		Male	Female	Male	Female	Male	Female	Male	Female	Male	Female	Male	Female	Male	Female	
1	Food & Nutrition Board	0	0	0	0	1	0	2	0	0	0	0	0	3	0	3
2	All India Radio	7	5	0	0	2	0	9	45	0	0	0	0	18	50	68
3	Income Tax	15	0	1	0	19	3	6	3	0	0	0	0	41	6	47
4	Audit Officer,	3	0	0	0	20	5	15	3	0	0	1	0	39	8	47
5	Census Operation	2	0	0	0	9	4	3	2	2	0	0	0	16	6	22
6	Central Excise	27	4	3	0	32	4	76	14	1	0	0	0	139	22	161
7	Customs	4	0	1	0	11	0	2	0	0	0	0	0	18	0	18
8	Central Public Works Department	3	0	0	0	14	1	9	0	0	0	0	0	26	1	27
9	Doordarshan Kendra	18	1	2	0	12	0	22	15	0	0	4	0	58	16	74
10	Jawahar Navodaya Vidyalaya	6	0	1	0	11	7	8	6	0	0	0	0	26	13	39
11	Regional Research Institute (SIDDHA)	1	3	1	0	9	4	5	1	0	0	0	0	16	8	24
12	JIPMER	316	188	11	15	397	351	554	447	31	6	7	0	1316	1007	2323
13	Kendriya Vidyalaya(JIPMER)	2	5	0	0	11	7	4	12	0	1	0	0	17	25	42
14	NSSO	0	0	1	0	3	1	2	0	0	0	2	0	8	1	9
15	National Archives of India	2	0	0	0	3	1	1	1	0	0	1	0	7	2	9
16	Air Port	0	0	0	1	1	0	14	1	0	0	0	0	15	2	17
17	Pondicherry University	74	15	10	8	7	1	384	92	7	4	0	0	482	120	602
18	Head Post Office	16	8	3	2	11	7	130	20	1	0	0	0	161	37	198
19	Food Corporation of India	11	3	0	1	5	4	1	0	0	0	0	0	17	8	25
20	VCRC	21	6	4	0	19	5	81	33	2	0	0	0	127	44	171
21	Employees Provident Fund	11	6	1	0	16	5	35	2	0	0	0	0	63	13	76
22	Homeopathy(T)	1	0	0	0	0	1	3	1	0	0	0	0	4	2	6
23	Registrar Companies	1	0	0	0	3	0	0	1	0	0	0	0	4	1	5
24	E.S.I	22	5	1	1	50	58	8	4	0	0	0	0	81	68	149
25	Bharath Sanchar Nigam Limited	75	12	3	4	118	26	129	32	1	1	2	0	328	75	403
26	Filed Publicity Office	1	0	0	0	1	0	2	0	0	0	0	0	4	0	4
27	Archaeological Survey of India	1	0	0	0	2	0	3	1	0	0	0	0	6	1	7
	TOTAL	638	261	43	32	784	495	1503	735	45	12	17	0	3040	1536	4576

Census of Government Employees -2012-13
Central Government

Sl. No	Departments	TOTAL				
		Hindu	Christains	Muslim	Others	ALL
1	Food & Nutrition Board	3	0	0	0	3
2	All India Radio	59	6	1	2	68
3	Income Tax	41	5	1	0	47
4	Audit Officer,	42	2	0	3	47
5	Census Operation	21	1	0	0	22
6	Central Excise	150	8	3	0	161
7	Customs	15	3	0	0	18
8	Central Public Works Department	25	2	0	0	27
9	Doordarshan Kendra	69	4	1	0	74
10	Jawahar Navodaya Vidyalaya	35	2	1	1	39
11	Regional Research Institute (SIDDHA)	24	0	0	0	24
12	JIPMER	1914	348	61	0	2323
13	Kendriya Vidyalaya(JIPMER)	35	6	1	0	42
14	NSSO	8	1	0	0	9
15	National Archives of India	9	0	0	0	9
16	Air Port	17	0	0	0	17
17	Pondicherry University	581	13	8	0	602
18	Head Post Office	185	9	4	0	198
19	Food Corporation of India	25	0	0	0	25
20	VCRC	151	16	3	1	171
21	Employees Provident Fund	72	3	1	0	76
22	Homeopathy(T)	5	1	0	0	6
23	Registrar Companies	4	0	1	0	5
24	E.S.I	139	8	2	0	149
25	Bharath Sanchar Nigam Limited	373	23	7	0	403
26	Filed Publicity Office	3	0	1	0	4
27	Archaeological Survey of India	7	0	0	0	7
	TOTAL	4012	461	96	7	4576

Census of Government Employees -2013-14

Autonomous Bodies

Sl. No	Departments	Sanction Post		Filled up Posts				TOTAL
		G	NG	Gaz. Male	Non Gaz. Male	Gaz. Female	Non Gaz. Female	
1	DRDA	12	32	4	6	1	0	11
2	Pondicherry Housing Board	6	142	2	84	0	4	90
3	Pondicherry Kadhi & Village Industries	2	218	0	155	1	24	180
4	Puducherry Slum Clerance Board	10	112	3	96	0	7	106
5	State Level Commission for Backward Classes	0	2	0	2	0	0	2
6	Puducherry Planning Authority	5	36	3	28	0	3	34
7	Puducherry Adi Dravider Development	3	78	3	51	0	11	65
8	PAPSCO	2	325	2	208	0	118	328
9	PIPDIC	1	189	2	102	0	16	120
10	Pondicherry Corporation for Development of Women and Differently abled persons Ltd	1	1494	0	20	1	1168	1189
11	Pondicherry Distileries Limited	12	126	8	82	0	14	104
12	Pondicherry Power Corporation Limited	2	108	2	96	0	15	113
13	Pondicherry Tourism Development	0	319	0	201	0	49	250
14	Puducherry Backward Classes and Minorities Development	2	8	1	5	0	1	7
15	Pondicherry Aids Control Society	3	7	3	6	0	0	9
16	Kamaraj Krishi Vigyan Kendra	0	225	0	77	0	54	131
17	Rajiv Gandhi Veterinary and Animal Science	55	107	48	85	7	22	162
18	Nehru College of Agriculture and Research Institute	7	259	3	165	0	50	218
19	Puducherry State Sports Council	1	4	1	4	0	0	5
20	Hotel Management & Catering Technology	1	8	1	8	0	0	9
21	PONCARE	1	2	1	2	0	0	3
22	Dental Collage	0	394	1	127	0	45	173
23	Pondicherry Engineering College	0	694	0	347	0	85	432

Sl. No	Departments	Sanction Post		Filled up Posts				
		G	NG	Gaz. Male	Non Gaz. Male	Gaz.. Female	Non Gaz. Female	TOTAL
24	Puduchery institute of linguistics and culture	11	13	7	9	1	4	21
25	Puducherry Road Transport Corporation	0	798	0	472	0	17	489
26	Mother Theresa Post Graduate & Research	7	225	1	59	2	64	126
27	Bharathiar Palkalai Koodam	2	68	1	54	0	14	69
28	Pondicherry Agri.Workers Welfare society	1	2	1	2	0	0	3
29	Puducherry seed Certification Agency	2	12	2	10	0	1	13
30	Kamarajar Institute of Engineering Technology	50	40	22	12	10	3	47
31	Rajiv Gandhi School of Sports	1	15	0	12	1	2	15
32	Pondicherry Institue of Post-Matric Education(PIPMATE)	0	317	0	150	0	60	210
33	Puducherry Market Committee	1	101	1	75	0	13	89
34	Pudy Building Construction Workers Welfare Board	5	24	4	14	0	3	21
35	Puducherry Pollution Control Committee	3	9	0	2	0	2	4
36	Karaikal Market Committee	1	8	1	6	0	2	9
37	Yanam Agricultural Producers Market Committee	1	19	0	16	0	1	17
38	Renewable Energy Agency of Puducherry	4	16	1	2	2	0	5
39	Pondicherry Fishing Harbour Management Society	1	0	0	1	0	0	1
40	Indira Gandhi Medical College & Research institute	1	1553	1	115	0	197	313
41	Fish Farmers Developemnt Agyeny	1	8	1	0	0	1	2
42	Pondicherry Urban Development Agency	0	2	0	1	1	0	2
43	State Wakf Board	0	4	0	4	0	0	4
44	Puducherry Council for Science and Tecnology	2	0	2	0	0	0	2
45	HUDCO	0	9	0	7	0	2	9
46	Podicherry Socity for Higher Education	11	161	6	69	3	52	130
47	Distric Instittue of Education & Training	1	21	1	5	0	8	14
48	Podicherry Socity for the care of the aged	1	13	1	6	0	7	14
	TOTAL	233	8327	141	3060	30	2139	5370

Census of Government Employees -2013-14
Autonomus Bodies

Sl. No	Departments	SC		ST		OBC		Others		PH		Ex-Service		Male	Female	Total
		Male	Female	Male	Female	Male	Female	Male	Female	Male	Female	Male	Female			
1	DRDA	3	0	0	0	7	0	0	0	1	0	0	0	11	0	11
2	Pondicherry Housing Board	10	1	1	0	67	0	6	3	2	0	0	0	86	4	90
3	Pondicherry Kadhi & Village Industries	17	2	0	0	61	5	74	16	3	2	0	0	155	25	180
4	Puducherry Slum Clerance Board	15	2	0	0	60	3	23	2	1	0	0	0	99	7	106
5	State Level Commission for Backward Classes	1	0	0	0	1	0	0	0	0	0	0	0	2	0	2
6	Puducherry Planning Authority	4	0	0	0	26	3	0	0	1	0	0	0	31	3	34
7	Puducherry Adi Dravider Development	19	2	0	0	35	9	0	0	0	0	0	0	54	11	65
8	PAPSCO	28	17	0	1	158	90	17	8	6	3	0	0	209	119	328
9	PIPDIC	25	1	1	1	64	11	14	2	0	1	0	0	104	16	120
10	Pondicherry Corporation for Development of Women and Differently abled persons Ltd	4	210	0	0	11	933	0	6	1	24	0	0	16	1173	1189
11	Pondicherry Distileries Limited	15	2	1	0	8	2	65	9	1	1	0	0	90	14	104
12	Pondicherry Power Corporation Limited	10	5	0	0	50	4	38	2	4	0	0	0	102	11	113
13	Pondicherry Tourism Development	41	4	0	0	60	22	95	23	5	0	0	0	201	49	250
14	Puducherry Backward Classes and Minorities Development	1	0	0	0	5	0	0	1	0	0	0	0	6	1	7
15	Pondicherry Aids Control Society	1	0	0	0	4	0	4	0	0	0	0	0	9	0	9
16	Kamaraj Krishi Vigyan Kendra	26	34	0	0	49	20	0	0	2	0	0	0	77	54	131
17	Rajiv Gandhi Veterinary and Animal Science	12	6	2	0	73	19	45	5	0	0	0	0	132	30	162
18	Nehru College of Agriculture and Research Institute	22	20	1	0	135	27	10	3	0	0	0	0	168	50	218
19	Puducherry State Sports Council	1	0	0	0	4	0	0	0	0	0	0	0	5	0	5
20	Hotel Management & Catering Technology	2	0	0	0	3	2	2	0	0	0	0	0	7	2	9
21	PONCARE	0	0	0	0	3	0	0	0	0	0	0	0	3	0	3
22	Dental Collage	13	5	0	0	115	30	0	0	3	0	7	0	138	35	173
23	Pondicherry Engineering College	40	14	1	0	224	51	46	18	6	2	30	0	347	85	432
24	Puduchery institute of linguistics and culture	1	1	0	0	15	3	0	1	0	0	0	0	16	5	21
25	Puducherry Road Transport Corporation	84	2	0	0	354	13	26	1	6	1	2	0	472	17	489

Sl. No	Departments	SC		ST		OBC		Others		PH		Ex-Service		Male	Female	Total
		Male	Female	Male	Female	Male	Female	Male	Female	Male	Female	Male	Female			
26	Mother Theresa Post Graduate & Research	8	16	1	0	44	37	5	13	1	0	1	0	60	66	126
27	Bharathiar Palkalai Koodam	10	2	0	0	44	10	0	0	1	2	0	0	55	14	69
28	Pondicherry Agri.Workers Welfare society	0	0	0	0	2	0	1	0	0	0	0	0	3	0	3
29	Puducherry seed Certification Agency	2	0	0	0	8	1	2	0	0	0	0	0	12	1	13
30	Kamarajar Institute of Engineering Technology	7	3	0	0	20	8	5	2	2	0	0	0	34	13	47
31	Rajiv Gandhi School of Sports	1	0	0	0	6	2	5	1	0	0	0	0	12	3	15
32	Pondicherry Institue of Post-Matric Education(PIPMATE)	32	8	2	0	99	46	11	3	8	0	1	0	153	57	210
33	Puducherry Market Committee	10	1	0	0	63	12	2	0	1	0	0	0	76	13	89
34	Pudy Building Construction Workers Welfare Board	4	1	0	0	9	2	5	0	0	0	0	0	18	3	21
35	Puducherry Pollution Control Committee	0	0	0	0	2	2	0	0	0	0	0	0	2	2	4
36	Karaikal Market Committee	2	1	0	0	5	1	0	0	0	0	0	0	7	2	9
37	Yanam Agricultural Producers Market Committee	1	0	0	0	4	1	11	0	0	0	0	0	16	1	17
38	Renewable Energy Agency of Puducherry	0	0	0	0	3	2	0	0	0	0	0	0	3	2	5
39	Pondicherry Fishing Harbour Management Society	0	0	0	0	0	1	0	0	0	0	0	0	0	1	1
40	Indira Gandhi Medical College & Research institute	11	23	1	2	80	147	22	24	2	1	0	0	116	197	313
41	Fish Farmers Developemnt Ageny	0	0	0	0	1	1	0	0	0	0	0	0	1	1	2
42	Pondicherry Urban Development Agency	0	0	0	0	1	1	0	0	0	0	0	0	1	1	2
43	State Wakf Board	0	0	0	0	4	0	0	0	0	0	0	0	4	0	4
44	Puducherry Council for Science and Tecnology	0	0	0	0	1	1	0	0	0	0	0	0	1	1	2
45	HUDCO	3	0	0	0	3	2	1	0	0	0	0	0	7	2	9
46	Podicherry Society for Higher Education	9	3	0	0	48	35	15	19	1	0	0	0	73	57	130
47	Distric Instittue of Education & Training	1	1	0	0	5	7	0	0	0	0	0	0	6	8	14
48	Podicherry Society for the care of the aged	0	1	0	0	5	6	2	0	0	0	0	0	7	7	14
	TOTAL	496	388	11	4	2049	1572	552	162	58	37	41	0	3207	2163	5370

Census of Government Employees -2013-14

Autonomus Bodies

Sl. No	Departments	TOTAL				
		Hindu	Christians	Muslim	Others	ALL
1	DRDA	11	0	0	0	11
2	Pondicherry Housing Board	84	6	0	0	90
3	Pondicherry Kadhi & Village Industries	172	6	2	0	180
4	Puducherry Slum Clerance Board	102	3	1	0	106
5	State Level Commission for Backward Classes	2	0	0	0	2
6	Puducherry Planning Authority	33	1	0	0	34
7	Puducherry Adi Dravider Development	63	0	2	0	65
8	PAPSCO	307	17	4	0	328
9	PIPDIC	112	6	2	0	120
10	Pondicherry Corporation for Development of Women and Differently abled persons Ltd	1118	63	8	0	1189
11	Pondicherry Distileries Limited	91	9	4	0	104
12	Pondicherry Power Corporation Limited	108	5	0	0	113
13	Pondicherry Tourism Development	228	20	2	0	250
14	Puducherry Backward Classes and Minorities Development	7	0	0	0	7
15	Pondicherry Aids Control Society	8	1	0	0	9
16	Kamaraj Krishi Vigyan Kendra	127	3	0	1	131
17	Rajiv Gandhi Veterinary and Animal Science	149	11	2	0	162
18	Nehru College of Agriculture and Research Institute	194	17	7	0	218
19	Puducherry State Sports Council	5	0	0	0	5
20	Hotel Management & Catering Technology	9	0	0	0	9
21	PONCARE	3	0	0	0	3
22	Dental Collage	161	12	0	0	173
23	Pondicherry Engineering College	408	22	2	0	432
24	Puduchery institute of linguistics and culture	20	1	0	0	21
25	Puducherry Road Transport Corporation	468	17	4	0	489
26	Mother Theresa Post Graduate & Research	109	15	2	0	126
27	Bharathiar Palkalai Koodam	64	5	0	0	69
28	Pondicherry Agri.Workers Welfare society	3	0	0	0	3
29	Puducherry seed Certification Agency	13	0	0	0	13
30	Kamarajar Institute of Engineering Technology	46	1	0	0	47
31	Rajiv Gandhi School of Sports	14	1	0	0	15
32	Pondicherry Institue of Post-Matric Education(PIPMATE)	197	11	1	1	210
33	Puducherry Market Committee	89	0	0	0	89
34	Pudy Building Construction Workers Welfare Board	20	1	0	0	21
35	Puducherry Pollution Control Committee	4	0	0	0	4
36	Karaikal Market Committee	7	1	1	0	9
37	Yanam Agricultural Producers Market Committee	16	0	1	0	17
38	Renewable Energy Agency of Puducherry	4	1	0	0	5
39	Pondicherry Fishing Harbour Management Society	0	1	0	0	1
40	Indira Gandhi Medical College & Research institute	304	5	3	1	313
41	Fish Farmers Developemnt Ageny	2	0	0	0	2
42	Pondicherry Urban Development Agency	2	0	0	0	2
43	State Wakf Board	2	0	2	0	4
44	Puducherry Council for Science and Tecnology	2	0	0	0	2
45	HUDCO	9	0	0	0	9
46	Podicherry Society for Higher Education	114	15	1	0	130
47	Distric Instittue of Education & Training	9	5	0	0	14
48	Podicherry Society for the care of the aged	14	0	0	0	14
	TOTAL	5034	282	51	3	5370

Census of Government Employees -2013-14

Local Bodies

Sl. No	Departments	Sanction Post		Filled up Posts				Total
		G	NG	Gaz. Male	Non-Gaz. Male	Gaz. Female	Non-Gaz. Female	
1	Pondicherry Municipalities	13	1015	1	509	1	107	618
2	Oulgarete Municipalities	7	582	4	416	0	86	506
3	Karaikal Municipalities	2	231	1	105	0	29	135
4	Mahe Municipalities	0	71	0	33	0	10	43
5	Yanam Municipalities	2	73	1	48	0	10	59
6	Ariankuppam Commune Panchayat	0	82	0	50	0	11	61
7	Bahour Commune Panchayat	1	94	1	59	0	10	70
8	Villianur Commune Panchayat	0	107	0	95	0	12	107
9	Mannadipet Commune Panchayat	0	86	0	63	0	5	68
10	Nettapakkam Commune Panchayat	1	52	1	34	0	5	40
11	Kottucherry Commune Panchayat	0	31	0	18	0	0	18
12	Neungadu Commune Panchayat	1	32	1	20	0	2	23
13	Thirunallur Commune Panchayat	2	13	2	12	0	1	15
14	T.R.Pattinam Commune Panchayat	0	43	0	22	0	5	27
15	Nervey Commune Panchayat	0	16	0	14	0	2	16
	TOTAL	29	2528	12	1498	1	295	1806

Census of Government Employees -2013-14

Local Bodies

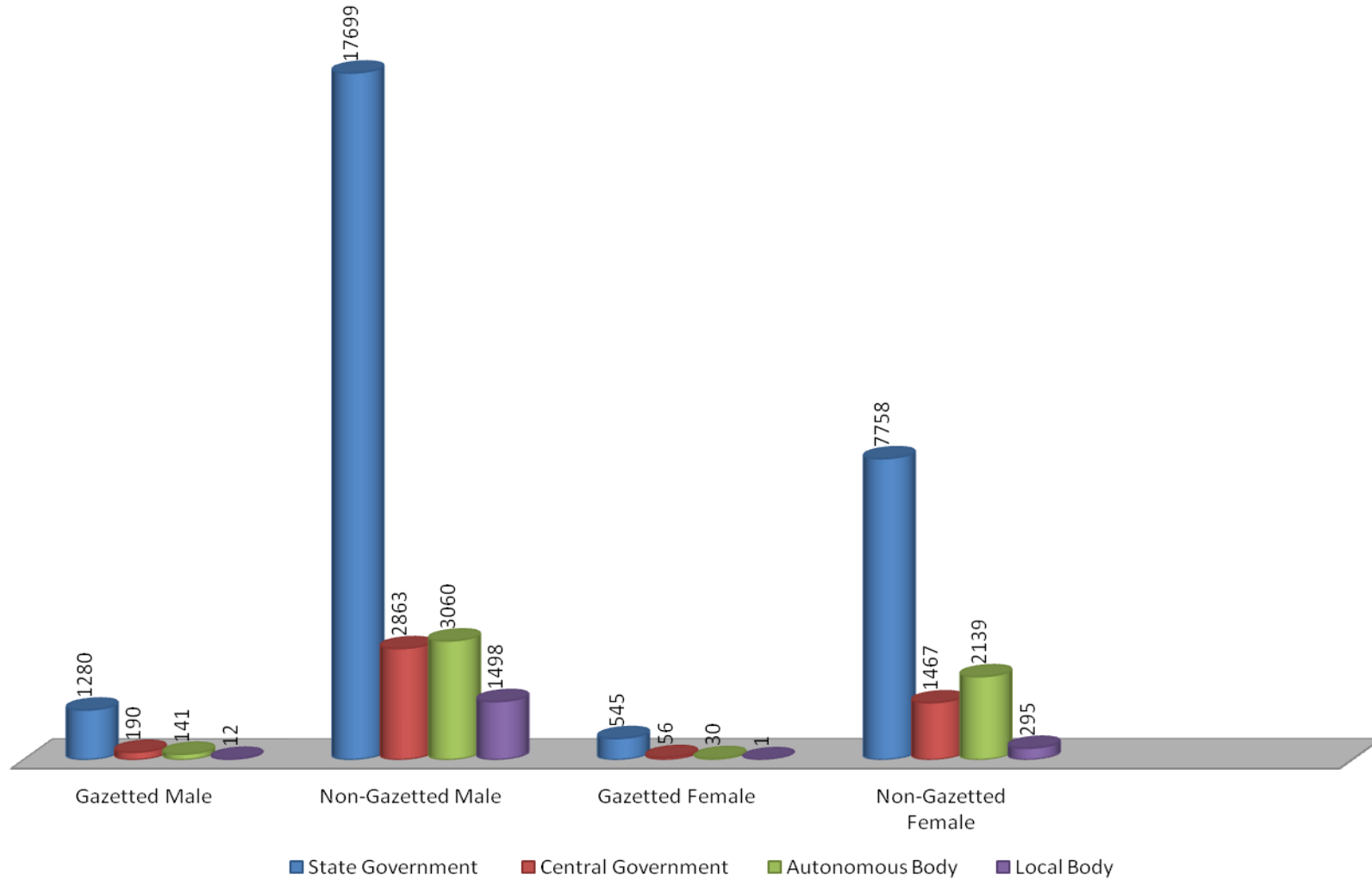
SI NO	Departments	SC		ST		OBC		Others		PH		Ex-Service		Male	Female	Total
		Male	Female	Male	Female	Male	Female	Male	Female	Male	Female	Male	Female			
1	Pondicherry Municipalities	200	37	12	9	309	48	0	0	1	0	2	0	524	94	618
2	Oulgarete Municipalities	116	43	2	0	274	43	19	0	6	2	1	0	418	88	506
3	Karaikal Municipalities	47	24	0	0	42	3	14	2	3	0	0	0	106	29	135
4	Mahe Municipalities	3	2	0	0	24	4	6	0	1	3	0	0	34	9	43
5	Yanam Municipalities	19	5	0	0	20	3	10	2	0	0	0	0	49	10	59
6	Ariankuppam Commune Panchayat	15	4	0	0	30	8	0	0	4	0	0	0	49	12	61
7	Bahour Commune Panchayat	21	0	0	0	42	7	0	0	0	0	0	0	63	7	70
8	Villianur Commune Panchayat	43	7	0	0	50	5	0	0	2	0	0	0	95	12	107
9	Mannadipet Commune Panchayat	13	3	0	0	44	2	4	0	1	1	0	0	62	6	68
10	Nettapakkam Commune Panchayat	13	3	0	0	19	2	2	0	1	0	0	0	35	5	40
11	Kottucherry Commune Panchayat	2	0	0	0	12	0	4	0	0	0	0	0	18	0	18
12	Neungadu Commune Panchayat	4	0	0	0	15	2	2	0	0	0	0	0	21	2	23
13	Thirunallur Commune Panchayat	4	0	0	0	10	1	0	0	0	0	0	0	14	1	15
14	T.R.Pattinam Commune Panchayat	6	1	0	0	14	3	2	1	0	0	0	0	22	5	27
15	Nervey Commune Panchayat	6	1	0	0	8	1	0	0	0	0	0	0	14	2	16
	TOTAL	512	130	14	9	913	132	63	5	19	6	3	0	1524	282	1806

Census of Government Employees -2013-14

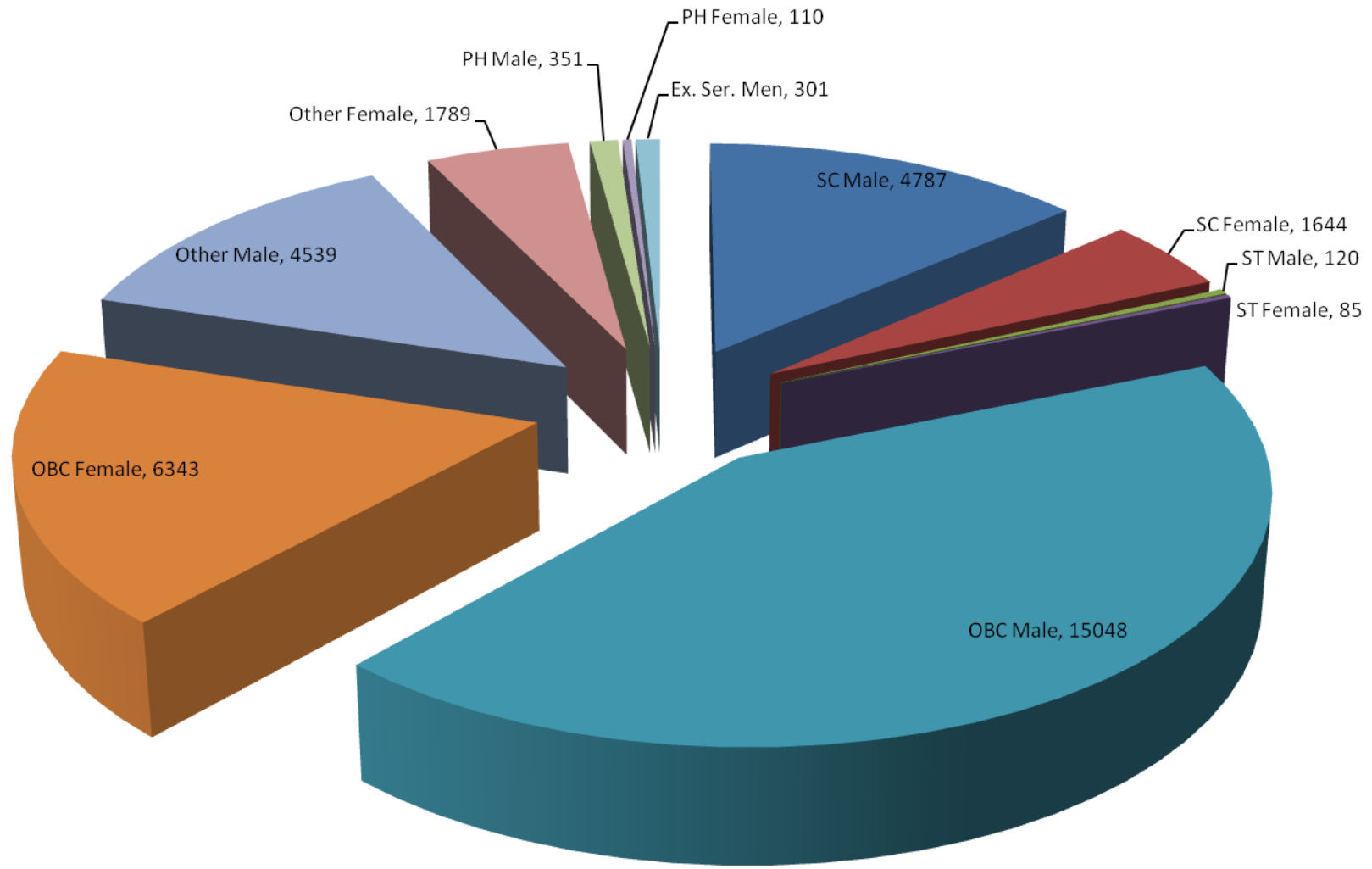
Local Bodies

Sl. No	Departments	TOTAL				
		Hindu	Christains	Muslim	Others	ALL
1	Pondicherry Municipalities	558	56	4	0	618
2	Oulgarete Municipalities	462	39	4	1	506
3	Karaikal Municipalities	112	18	5	0	135
4	Mahe Municipalities	43	0	0	0	43
5	Yanam Municipalities	57	0	2	0	59
6	Ariankuppam Commune Panchayat	58	3	0	0	61
7	Bahour Commune Panchayat	68	1	1	0	70
8	Villianur Commune Panchayat	106	1	0	0	107
9	Mannadipet Commune Panchayat	68	0	0	0	68
10	Nettapakkam Commune Panchayat	40	0	0	0	40
11	Kottucherry Commune Panchayat	18	0	0	0	18
12	Neungadu Commune Panchayat	21	2	0	0	23
13	Thirunallur Commune Panchayat	14	1	0	0	15
14	T.R.Pattinam Commune Panchayat	24	3	0	0	27
15	Nervey Commune Panchayat	15	0	1	0	16
	TOTAL	1664	124	17	1	1806

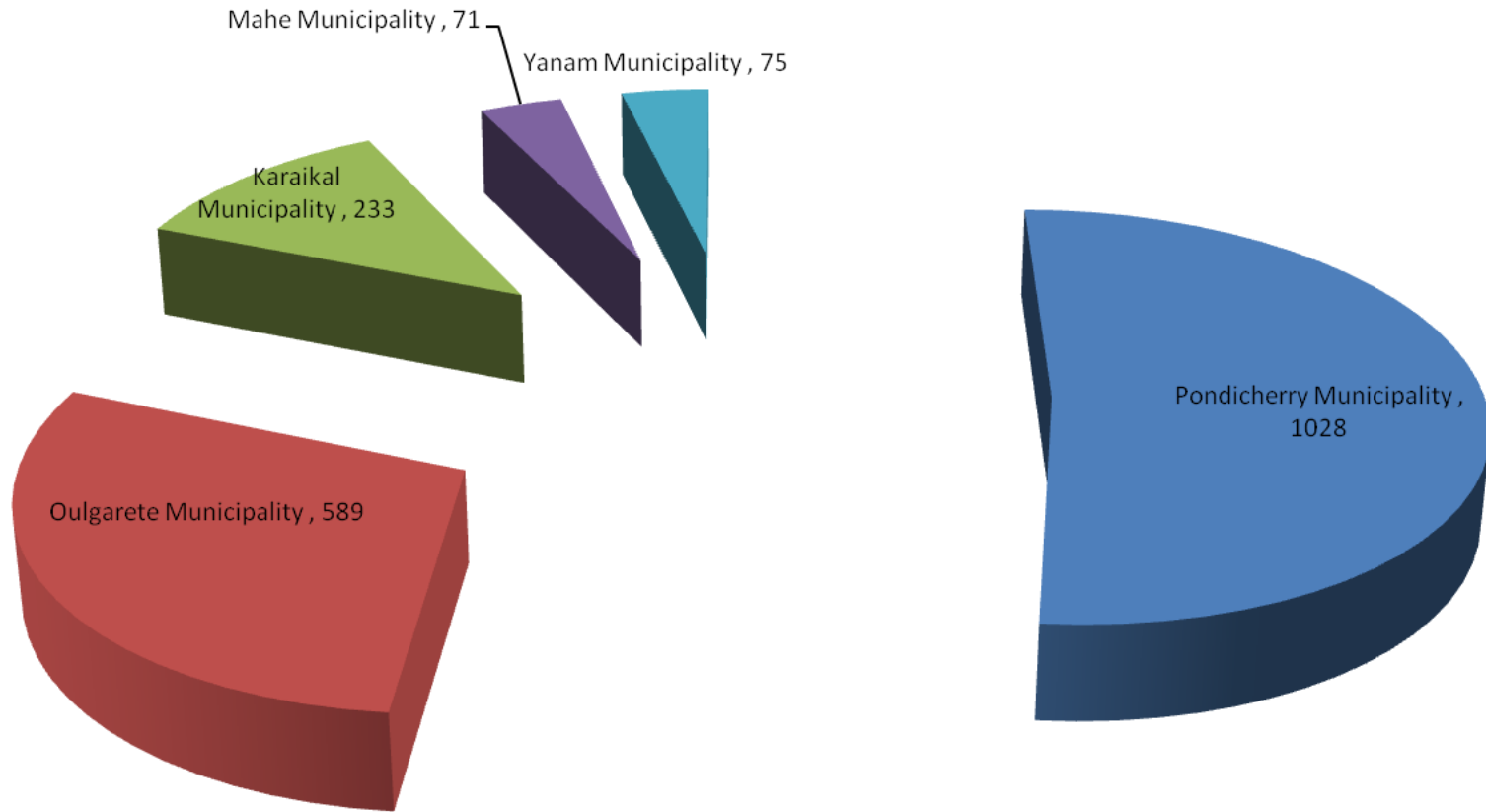
Filled Posts in the UT of Puducherry



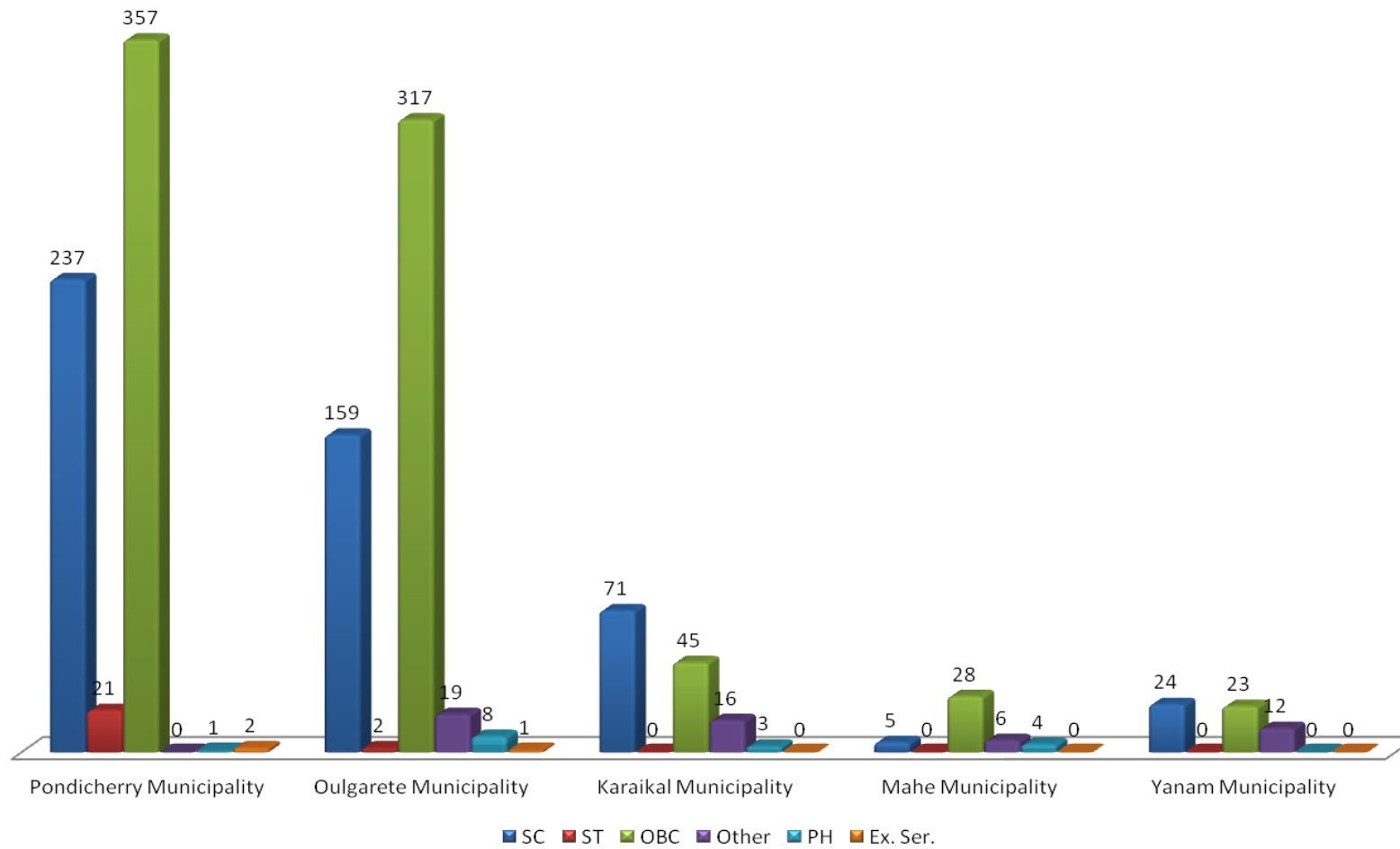
Category-Wise filled up post in the UT of Puducherry



Municipality-Wise filled up post in the UT of Puducherry



Category wise filled up post in the Municipalities of UT of Puducherry



STAFF ASSOCIATED

S.Chandrasekar
Deputy Director

Thiru. K. Balasubramani
Statistical Officer

Thiru. V. Annamalai
Statistical Inspector

and

Thiru M. Janagan
Data Entry Operator