

CENSUS OF
GOVERNMENT EMPLOYEES
2012-13



**Thiru.CHANDRAKER BHARTI, I.A.S.,
Development Commissioner-cum
Secretary (Economics & Statistics)**

**CHIEF SECRETARIAT
No. 1, GOUBERT AVENUE
PUDUCHERRY – 605 001**

FORWARD

I am happy that the Directorate of Economics and Statistics, Government of Puducherry is bringing out the publication entitled “Census of Government Employees 2012-2013” which is the Forty –fourth in the series.

This book presents the number of employees as on 31st March 2013 working in State Government / Central Government departments, Agencies and Institutions in respect of Union Territory of Puducherry This booklet also covers the number of Gazetted and Non-Gazetted employees.

The volume of employment in this Union Territory and the details of departments functioning in the Territory for the welfare of the public can be easily ascertained.

I appreciate the continued efforts put up by the Staff of the Directorate of Economics and Statistics, in bringing out this useful Publication. The active cooperation of the Statistical Departments is also appreciated.

Place: Puducherry

Date: September-2014,

Secretary (Statistics)



Dr. S.VAITTIANADANE
DIRECTOR



**505, Kamaraj Salai,
Saram,
Puducherry – 605 013**

PREFACE

The Directorate of Economics and Statistics brings out the report on Census of Government Employees with 31st March of every year as the reference date. The present publication is the Forty –fourth in the series.

Particulars have been collected from the Department/Agencies/Institutions grade pay-wise particulars given with Gazetted and non-Gazetted status of the official and caste-wise religion-wise information. The present compilation of Census of Employees for the period ending 31st March 2013 will be useful to know out the employment situation in Government Institutions/Agencies. The group-wise backlog data of SC,ST,OBC,OT,PH and Ex-service man posts has also been shown.

My sincere thanks to the Departments/Agencies for their co-operation and to the Officer/Staff who have taken pain in collecting and compiling the information.

Place: Puducherry
Date: September-2014,

S.VAITTIANADANE

INTRODUCTION

The Annual Report on Census of Government employees with 31st March as the reference date is being conducted by the Directorate in order to assess the trends in the volume and other related characteristics of employment in the Government/Public sector of the Union Territory of Puducherry. The Census provides a complete account of regular State/ Central/ Autonomous/ Local Bodies employees who hold civilian posts on the reference date. It also presents the status of regular employees viz. Gazetted and Non-Gazetted.

Scope, Coverage, Concept and Definition:

The census covers all regular employees working in various Departments/Offices of the Union Territory Government, and Central Government with Gazetted and Non-Gazetted categories in local Bodies and Autonomous Bodies as 31st March. The report contains pay range, department and status wise information of the State/ Central/ Autonomous/ Local Bodies employees. In addition, scheduled caste/ scheduled tribe, men & women and religion wise breakups have also been incorporated in the report. This report is based on census of the regular State/ Central/ Autonomous/ Local Bodies and designed to provide analytical tables depicting in brief the position of the Employees in the U.T. of Puducherry as on 31st March.

Method of approach:

The data are collected from all State/Central Government Departments, Local Bodies, and Autonomous Bodies on a set of prescribed forms.

SALIENT FINDINGS:

In the report, 52 State Government Departments, 25 Central Government Offices, 47 Autonomous Bodies and 5 Municipalities and 10 Commune Panchayats of this Union Territory Puducherry were furnished their employees details.

The details of State/Central Government/Local/Autonomous Bodies employees are given in Annexure I to IX with Sanctioned strength of Gazetted and Non-Gazetted categories. They were classified as Caste, Religion and Male Female wise.

The total number of State Government employees reported as on 31st March 2013 was 28,765 out of which 27,054 were Non-Gazetted and 1,711 were Gazetted. The percentage distribution was 94.5% and 6.69% respectively. In other words, there was one Gazetted Officer of every 14 Non-Gazetted officials in this sector.

Among 28, 765 of State Government employees 4,765 are Schedule Caste (SC), 221 are Schedule Tribes (ST), 17,381 are Other Backward Class (OBC) Others 5,832 and 339 Persons With Disability (PWD) and 227 are Ex-Service men. As per the Religion wise classifications there are 92.24% employees are Hindus, 6.10% are Christians and 1.60% are Muslims.

Among the State Government Sectors, The Education Department was the single largest establishment with 9,477 employees (33%) was first in position and followed by Health and Family Welfare with 3,739 employees

(13.00%) and Public Works department 3,722 (12.94%), Police Department 2,881 (10.01%) and Electricity Department 2332 (8.11%).

Central Government Employees

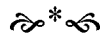
In respect of Central Government Employees, the total No. of Regular Employees as on 31st March 2013 were 4578, among them 4,338 (94.47%) were Non-Gazetted and the remaining 240 (5.53%) were Gazetted. It shows that every 18 Non-Gazetted employees has one Gazetted Officer. The office-wise distribution of the employees shows that JIPMER has the maximum employment with 2,323 employees (50.74%) which was followed by Pondicherry University with 612 employees (13.37%). Next Bharath Sanchar Nigam Limited 445(9.72%) and by Central Excise 208 (4.54%). The Caste-wise and Religion wise distribution of Central Govt. Employees are 3967 Hindu, 512 Christian and 97 Muslims and SC - 869, ST - 87, OBC - 1151, Other - 2373, PH - 64, and 34 Ex-Service Man are worked in U.T of Puducherry.

There were 47 Autonomous Bodies functioning in this Union Territory. The total No. of Regular Employees in the Autonomous Bodies as on 31st March 2013 was 5354, among 5212 (97.34%) were Non-Gazetted and the remaining 142 (2.66%) were Gazetted. The ratio of Gazetted and Non-Gazetted employees is 31:1 The Office-wise distribution of the employees, the Pondicherry Corporation for Development of Women and Differently abled persons Ltd shows that the maximum employment with 1250 employees (23.35%) which is followed by PRTC which has 495 employees (09.25%) and Pondicherry Engineering College with 437 employees (08.16%). The Caste and Religion wise distribution is 5013 are Hindus, 275

are Christians and 57 are Muslims and SC - 881, ST - 16, OBC - 3537, others - 784, PH - 95, Ex-Service Man 41 are worked in U.T of Puducherry.

The Union Territory of Puducherry comprises of five Municipality and the ten Commune Panchayats. Puducherry Region has two Municipality and five commune Panchayats. There is one Municipality each to Karaikal, Mahe and Yanam Region. Municipality and Commune Panchayats are being administered by respective commissioners under the control of Special Officers.

The total number of employees working in the five Municipality and ten Commune Panchayats as on 31st March 2013 were 1849 (1551 male and 298 female) of which 11 Gazetted and 1838 non-Gazetted employees . In Pondicherry Municipality 644 (34.82%) and in Oulgarete Municipality 506 (27.37%) employees were working. Among, 674 are S.C, 23 are S.T, 1082 are OBC, Others – 41 are worked in Puducherry. The Religion wise distribution was 1704 are Hindus, 126 are Christian and 18 are Muslims.



Census of Government Employees -2012-13
State Government

Sl. No	Departments	Sanction Post		Filled up Posts						
		G	NG	Gaz. Male	Non-Gaz. Male	Gaz. Female	Non.Gaz. Female	Male	Female	Total
1	Accounts and Treasuries	51	284	26	159	10	90	185	100	285
2	Adi Dravidar Welfare	14	314	3	160	6	70	163	76	239
3	Agriculture	57	1110	36	643	3	114	679	117	796
4	Animal Husbandry	51	386	30	253	4	37	283	41	324
5	Art and Culture	8	269	3	120	3	52	123	55	178
6	Chief Secretariat	63	304	42	204	11	46	246	57	303
7	Civil Supplies and Con. Affairs	10	131	6	64	0	23	70	23	93
8	Commercial Taxes	14	148	11	97	0	17	108	17	125
9	Co-operative	33	180	31	138	2	45	169	47	216
10	Council of Ministers	9	59	7	44	0	5	51	5	56
11	District Industries Centre	8	64	3	33	1	13	36	14	50
12	Economics and Statistics	6	96	4	47	0	7	51	7	58
13	School Education	71	5360	57	3721	40	4899	3778	4939	8717
14	Collegiate Education	696	339	316	135	207	102	451	309	760
15	Election	2	17	2	9	0	4	11	4	15
16	Electricity	158	2615	77	2081	8	166	2158	174	2332
17	Fire Service	2	329	0	265	1	5	265	6	271
18	Fisheries	23	220	10	121	5	26	131	31	162
19	Forest	2	61	2	43	0	3	45	3	48
20	Govt. Auto Workshop	6	184	3	111	0	12	114	12	126
21	Health and Family Welfare	507	3852	237	1253	125	2124	1490	2249	3739
22	Hindu Religious Instititue	3	19	3	11	0	2	14	2	16
23	Industries	9	55	8	34	0	12	42	12	54
24	Information and Publicity	8	85	3	47	1	10	50	11	61
25	Information Technology	3	12	1	9	0	1	10	1	11
26	Jail	4	119	2	93	0	2	95	2	97
27	Judicial	23	254	14	192	5	49	206	54	260
28	L.G.'s Secretariat	5	48	4	26	0	3	30	3	33

Sl. No	Departments	Sanction Post		Filled up Posts						
		G	NG	Gaz. Male	Non-Gaz. Male	Gaz. Female	Non.Gaz. Female	Male	Female	Total
29	Labour	34	313	10	182	9	100	192	109	301
30	Law	8	26	6	16	0	2	22	2	24
31	Legislative Assembly	12	109	6	79	2	11	85	13	98
32	Local Administration	26	119	21	70	1	12	91	13	104
33	Planning and Research	8	69	3	35	2	13	38	15	53
34	Police	43	2932	37	2618	3	202	2655	205	2860
35	Port	3	49	2	46	1	3	48	4	52
36	P.W.D	122	4425	102	3262	9	349	3364	358	3722
37	Revenue	49	837	24	621	6	128	645	134	779
38	Rural Development	15	303	8	211	2	31	219	33	252
39	Sainik Welfare	0	7	0	3	0	1	3	1	4
40	Science and Technology	7	26	5	16	0	2	21	2	23
41	Social Welfare	15	253	3	117	8	57	120	65	185
42	Stationery and Printing	12	509	7	350	0	54	357	54	411
43	Tourism	5	99	3	67	2	20	70	22	92
44	Town and Country Planning	11	64	10	36	1	18	46	19	65
45	Transport	9	90	8	67	0	7	75	7	82
46	Vigilence and Anit-Corruption	1	30	0	20	1	0	20	1	21
47	Women and Child Development	22	163	3	48	15	54	51	69	120
48	Law college	20	20	6	12	4	2	18	6	24
49	Collectorate Karaikal	2	13	2	8	0	5	10	5	15
50	Regional Administrator Mahe	3	22	2	10	0	6	12	6	18
51	Regional Administrator Yanam	2	17	2	11	0	2	13	2	15
52	State Election Commission	5	17	2	16	0	2	18	2	20
	TOTAL	2280	27426	1213	18034	498	9020	19247	9518	28765

Census of Government Employees -2012-13

State Government

Sl. No	Departments	SC		ST		OBC		Others		PH		Ex-Service		TOTAL		
		Male	Female	Male	Female	Male	Female	Male	Female	Male	Female	Male	Female	Male	Female	Total
1	Accounts and Treasuries	21	28	1	0	135	63	25	4	3	2	3	0	188	97	285
2	Adi Dravidar Welfare	71	34	0	1	80	43	5	1	2	0	2	0	160	79	239
3	Agriculture	138	38	0	1	456	69	64	14	10	2	4	0	672	124	796
4	Animal Husbandry	57	7	4	0	198	29	10	5	9	0	5	0	283	41	324
5	Art and Culture	25	13	3	0	67	34	18	13	3	1	1	0	117	61	178
6	Chief Secretariat	35	7	6	0	135	33	61	17	6	0	3	0	246	57	303
7	Civil Supplies and Con. Affairs	22	1	0	0	47	17	2	4	0	0	0	0	71	22	93
8	Commercial Taxes	20	3	0	0	77	8	9	4	0	2	2	0	108	17	125
9	Co-operative	28	7	0	1	32	12	109	27	0	0	0	0	169	47	216
10	Council of Ministers	5	1	0	0	41	3	5	1	0	0	0	0	51	5	56
11	District Industries Centre	7	1	0	0	0	12	20	6	3	1	0	0	30	20	50
12	Economics and Statistics	6	2	1	0	43	5	0	0	1	0	0	0	51	7	58
13	School Education	694	494	47	74	2301	3070	742	1184	65	35	11	0	3860	4857	8717
14	Collegiate Education	72	32	2	4	275	197	91	70	10	6	1	0	451	309	760
15	Election	0	0	0	0	5	3	5	1	0	0	1	0	11	4	15
16	Electricity	302	31	13	0	1272	105	508	43	26	2	30	0	2151	181	2332
17	Fire Service	51	2	0	0	202	4	7	0	0	0	5	0	265	6	271
18	Fisheries	29	8	0	0	47	11	53	9	2	3	0	0	131	31	162
19	Forest	4	1	0	0	38	2	2	0	1	0	0	0	45	3	48
20	Govt. Auto Workshop	18	3	0	0	57	4	36	5	2	0	1	0	114	12	126
21	Health and Family Welfare	368	340	19	11	766	911	447	831	31	10	5	0	1636	2103	3739
22	Hindu Religious Institue	0	1	0	0	14	1	0	0	0	0	0	0	14	2	16
23	Industries	9	3	0	0	24	8	7	1	1	0	1	0	42	12	54
24	Information and Publicity	14	2	0	0	33	9	2	0	1	0	0	0	50	11	61
25	Information Technology	1	0	0	0	9	1	0	0	0	0	0	0	10	1	11
26	Jail	24	1	1	0	26	1	36	0	0	0	8	0	95	2	97
27	Judicial	38	11	3	0	142	36	13	7	6	0	4	0	206	54	260
28	L.G.'s Secretariat	6	0	0	0	16	2	7	2	0	0	0	0	29	4	33
29	Labour	37	16	0	1	116	68	50	9	1	1	2	0	206	95	301
30	Law	1	0	0	0	19	1	2	1	0	0	0	0	22	2	24
		2103	1087	100	93	6673	4762	2336	2259	183	65	89	0	11484	8266	19750

Sl. No	Departments	SC		ST		OBC		Others		PH		Ex-Service		TOTAL		
		Male	Female	Male	Female	Male	Female	Male	Female	Male	Female	Male	Female	Male	Female	Total
31	Legislative Assembly	5	2	0	0	83	4	1	3	0	0	0	0	89	9	98
32	Local Administration	19	5	1	0	67	8	0	0	3	0	1	0	91	13	104
33	Planning and Research	6	2	0	0	30	10	2	2	0	1	0	0	38	15	53
34	Police	467	37	7	2	1328	142	738	25	2	0	112	0	2654	206	2860
35	Port	6	2	0	0	40	1	0	1	2	0	0	0	48	4	52
36	P.W.D	568	47	6	0	2486	261	230	74	37	2	11	0	3338	384	3722
37	Revenue	113	29	2	9	471	44	49	32	19	1	10	0	664	115	779
38	Rural Development	52	6	0	0	167	27	0	0	0	0	0	0	219	33	252
39	Sainik Welfare	0	0	0	0	3	1	0	0	0	0	0	0	3	1	4
40	Science and Technology	1	0	0	0	17	4	0	0	1	0	0	0	19	4	23
41	Social Welfare	34	19	0	0	78	37	7	2	8	0	0	0	127	58	185
42	Stationery and Printing	60	8	0	0	276	40	14	6	7	0	0	0	357	54	411
43	Tourism	14	10	0	0	50	12	4	0	0	0	2	0	70	22	92
44	Town and Country Planning	10	3	1	0	27	16	4	1	2	1	0	0	44	21	65
45	Transport	20	2	0	0	43	4	8	1	3	0	1	0	75	7	82
46	Vigilence and Anit-Corruption	0	1	0	0	20	0	0	0	0	0	0	0	20	1	21
47	Women and Child Development	13	4	0	0	44	46	4	9	0	0	0	0	61	59	120
48	Law college	3	0	0	0	8	4	6	2	0	0	1	0	18	6	24
49	Collectorate Karaikal	1	1	0	0	9	4	0	0	0	0	0	0	10	5	15
50	Regional Administrator Mahe	1	1	0	0	9	3	1	2	1	0	0	0	12	6	18
51	Regional Administrator Yanam	2	0	0	0	8	0	3	2	0	0	0	0	13	2	15
52	State Election Commission	1	0	0	0	13	1	3	1	1	0	0	0	18	2	20
	TOTAL	3499	1266	117	104	11950	5431	3410	2422	269	70	227	0	19472	9293	28765

Census of Government Employees -2012-13

State Government

Sl. No	Departments	TOTAL				
		Hindu	Christains	Muslim	Others	ALL
1	Accounts and Treasuries	259	16	10	0	285
2	Adi Dravidar Welfare	229	10	0	0	239
3	Agriculture	752	35	9	0	796
4	Animal Husbandry	302	18	4	0	324
5	Art and Culture	160	16	2	0	178
6	Chief Secretariat	281	18	4	0	303
7	Civil Supplies and Con. Affairs	88	3	2	0	93
8	Commercial Taxes	117	4	4	0	125
9	Co-operative	195	6	15	0	216
10	Council of Ministers	53	3	0	0	56
11	District Industries Centre	47	3	0	0	50
12	Economics and Statistics	57	1	0	0	58
13	School Education	7863	725	119	10	8717
14	Collegiate Education	676	62	22	0	760
15	Election	15	0	0	0	15
16	Electricity	2163	121	48	0	2332
17	Fire Service	261	6	4	0	271
18	Fisheries	147	12	3	0	162
19	Forest	48	0	0	0	48
20	Govt. Auto Workshop	117	8	1	0	126
21	Health and Family Welfare	3475	213	51	0	3739
22	Hindu Religious Instititue	16	0	0	0	16
23	Industries	50	3	0	1	54
24	Information and Publicity	52	8	1	0	61
25	Information Technology	11	0	0	0	11
26	Jail	89	8	0	0	97
27	Judicial	229	26	5	0	260
28	L.G.'s Secretariat	28	4	1	0	33
29	Labour	290	10	1	0	301
30	Law	21	0	3	0	24
31	Legislative Assembly	92	4	2	0	98
32	Local Administration	94	8	2	0	104
33	Planning and Research	49	4	0	0	53
34	Police	2719	98	43	0	2860
35	Port	51	1	0	0	52
36	P.W.D	3443	208	70	1	3722
37	Revenue	738	27	14	0	779
38	Rural Development	237	11	4	0	252
39	Sainik Welfare	4	0	0	0	4
40	Science and Technology	21	2	0	0	23
41	Social Welfare	170	8	7	0	185
42	Stationery and Printing	385	20	6	0	411
43	Tourism	86	4	2	0	92
44	Town and Country Planning	58	6	1	0	65
45	Transport	79	3	0	0	82
46	Vigilence and Anit-Corruption	20	1	0	0	21
47	Women and Child Development	109	10	1	0	120
48	Law college	22	2	0	0	24
49	Collectorate Karaikal	15	0	0	0	15
50	Regional Administrator Mahe	18	0	0	0	18
51	Regional Administrator Yanam	13	0	2	0	15
52	State Election Commission	19	0	0	1	20
	TOTAL	26533	1756	463	13	28765

Census of Government Employees -2012-13
Central Government

Sl. No	Departments	Sanction Post		Filled up Posts						
		G	NG	Gaz. Male	Non-Gaz. Male	Gaz. Female	Non-Gaz. Female	Male	Female	Total
1	Food & Nutrition Board	0	4	0	1	0	0	1	0	1
2	All India Radio	9	54	8	34	1	20	42	21	63
3	Income Tax	10	39	10	36	0	3	46	3	49
4	Audit Officer,	5	11	3	7	2	4	10	6	16
5	Census Operation	3	35	3	14	0	5	17	5	22
6	Central Excise	88	239	61	113	9	25	174	34	208
7	Customs	4	14	4	14	0	0	18	0	18
8	Central Public Works Department	6	27	6	24	0	3	30	3	33
9	Doordarshan Kendra	16	89	5	56	3	11	61	14	75
10	Jawahar Navodaya Vidyalaya	1	44	1	26	0	13	27	13	40
11	Regional Research Institute	2	22	0	15	2	7	15	9	24
12	JIPMER	0	2944	0	1316	0	1007	1316	1007	2323
13	Kendriya Vidyalaya(JIPMER)	1	42	1	17	0	25	18	25	43
14	NSSO	7	5	7	4	0	1	11	1	12
15	National Archives of India	2	11	1	5	0	2	6	2	8
16	Air Port	9	6	9	5	0	1	14	1	15
17	Pondicherry University	1	702	0	492	1	119	492	120	612
18	Head Post Office	0	0	5	156	0	37	161	37	198
19	Food Corporation of India	0	25	0	17	0	8	17	8	25
20	VCRC	0	244	0	143	0	43	143	43	186
21	Employees Provident Fund	4	85	3	60	0	13	63	13	76
22	Homeopathy(T)	2	4	1	3	1	1	4	2	6
23	Registrar Companies	1	9	1	4	0	1	5	1	6
24	E.S.I	6	113	5	56	1	12	61	13	74
25	Bharath Sanchar Nigam Limited	86	359	62	298	24	61	360	85	445
	TOTAL	263	5127	196	2916	44	1422	3112	1466	4578

Census of Government Employees -2012-13
Central Government

Sl. No	Departments	SC		ST		OBC		Others		PH		Ex-Service		TOTAL		Total
		Male	Female	Male	Female	Male	Female	Male	Female	Male	Female	Male	Female	Male	Female	
1	Food & Nutrition Board	1	0	0	0	0	0	0	0	0	0	0	0	1	0	1
2	All India Radio	5	5	0	0	1	0	32	15	2	0	3	0	43	20	63
3	Income Tax	12	0	2	0	18	2	9	1	1	0	4	0	46	3	49
4	Audit Officer,	3	0	0	0	3	3	3	3	0	0	1	0	10	6	16
5	Census Operation	2	0	0	0	11	3	3	2	1	0	0	0	17	5	22
6	Central Excise	46	4	5	0	25	7	99	22	0	0	0	0	175	33	208
7	Customs	4	0	1	0	11	0	2	0	0	0	0	0	18	0	18
8	Central Public Works Department	7	0	0	0	12	1	10	2	0	0	1	0	30	3	33
9	Doordarshan Kendra	19	1	2	1	10	0	24	14	1	0	3	0	59	16	75
10	Jawahar Navodaya Vidyalaya	6	0	1	0	7	3	13	10	0	0	0	0	27	13	40
11	Regional Research Institute (SIDDHA)	1	3	1	0	12	3	3	1	0	0	0	0	17	7	24
12	JIPMER	316	188	11	15	397	351	554	447	31	6	7	0	1316	1007	2323
13	Kendriya Vidyalaya(JIPMER)	2	5	0	0	12	7	4	12	0	1	0	0	18	25	43
14	NSSO	0	0	1	0	2	1	6	0	0	0	2	0	11	1	12
15	National Archives of India	2	0	0	0	1	0	2	1	1	0	1	0	7	1	8
16	Air Port	0	0	0	0	0	0	14	1	0	0	0	0	14	1	15
17	Pondicherry University	74	14	10	8	7	1	393	93	8	4	0	0	492	120	612
18	Head Post Office	16	8	3	2	11	7	130	20	1	0	0	0	161	37	198
19	Food Corporation of India	11	3	0	1	5	4	1	0	0	0	0	0	17	8	25
20	VCRC	22	5	5	0	21	4	91	34	1	0	3	0	143	43	186
21	Employees Provident Fund	11	6	1	0	16	5	35	2	0	0	0	0	63	13	76
22	Homeopathy(T)	1	0	0	0	1	0	3	1	0	0	0	0	5	1	6
23	Registrar Companies	1	0	0	0	3	0	1	1	0	0	0	0	5	1	6
24	E.S.I	10	0	2	0	36	9	10	4	0	0	3	0	61	13	74
25	Bharath Sanchar Nigam Limited	45	10	12	3	65	53	143	102	5	1	6	0	276	169	445
	TOTAL	617	252	57	30	687	464	1585	788	52	12	34	0	3032	1546	4578

Census of Government Employees -2012-13
Central Government

Sl. No	Departments	TOTAL				
		Hindu	Christains	Muslim	Others	ALL
1	Food & Nutrition Board	1	0	0	0	1
2	All India Radio	55	7	1	0	63
3	Income Tax	43	5	1	0	49
4	Audit Officer,	15	1	0	0	16
5	Census Operation	21	1	0	0	22
6	Central Excise	194	12	2	0	208
7	Customs	15	3	0	0	18
8	Central Public Works Department	32	1	0	0	33
9	Doordarshan Kendra	71	4	0	0	75
10	Jawahar Navodaya Vidyalaya	35	3	1	1	40
11	Regional Research Institute (SIDDHA)	22	2	0	0	24
12	JIPMER	1914	348	61	0	2323
13	Kendriya Vidyalaya(JIPMER)	35	7	1	0	43
14	NSSO	11	1	0	0	12
15	National Archives of India	8	0	0	0	8
16	Air Port	15	0	0	0	15
17	Pondicherry University	578	23	11	0	612
18	Head Post Office	185	9	4	0	198
19	Food Corporation of India	25	0	0	0	25
20	VCRC	166	15	4	1	186
21	Employees Provident Fund	72	3	1	0	76
22	Homeopathy(T)	5	1	0	0	6
23	Registrar Companies	5	0	1	0	6
24	E.S.I	64	6	4	0	74
25	Bharath Sanchar Nigam Limited	380	60	5	0	445
	TOTAL	3967	512	97	2	4578

Census of Government Employees -2012-13

Autonomus Bodies

Sl. No	Departments	Sanction Post		Filled up Posts				TOTAL
		G	NG	Gaz. Male	Non Gaz. Male	Gaz.. Female	Non Gaz.. Female	
1	DRDA	7	37	3	3	0	0	6
2	Pondicherry Housing Board	6	142	2	90	0	5	97
3	Pondicherry Kadhi & Village Industries	3	221	0	158	1	24	183
4	Puducherry Slum Clerance Board	23	89	5	105	0	0	110
5	State Level Commission for Backward Classes	0	2	0	2	0	0	2
6	Puducherry Planning Authority	5	36	3	28	0	3	34
7	Puducherry Adi Dravider Development	3	83	3	51	0	11	65
8	PAPSCO	2	288	2	183	0	105	290
9	PIPDIC	1	189	2	104	0	14	120
10	Pondicherry Corporation for Development of Women and Differently abled persons Ltd	1	1422	0	18	1	1231	1250
11	Pondicherry Distileries Limited	2	107	1	93	0	14	108
12	Pondicherry Power Corporation Limited	0	105	0	98	0	15	113
13	Pondicherry Tourism Development	0	317	0	199	0	48	247
14	Puducherry Backward Classes and Minorities Development	0	0	0	0	0	0	0
15	Pondicherry Aids Control Society	3	6	3	6	0	0	9
16	Kamaraj Krishi Vigyan Kendra	0	225	0	86	0	56	142
17	Rajiv Gandhi Veterinary and Animal Science	55	107	48	85	7	22	162
18	Nehru College of Agriculture and Research Institute	5	261	2	167	0	50	219
19	Puducherry State Sports Council	0	4	0	4	0	0	4
20	Hotel Management & Catering Technology	0	10	0	10	0	0	10
21	PONCARE	1	2	1	2	0	0	3
22	Dental Collage	0	359	0	101	0	79	180
23	Pondicherry Engineering College	0	694	0	350	0	87	437
24	Puduchery institute of linguistics and culture	0	22	0	16	0	5	21
25	Puducherry Road Transport Corporation	5	798	1	477	0	17	495
26	Mother Theresa Post Graduate & Research	10	201	3	57	1	62	123
27	Bharathiar Palkalai Koodam	2	73	1	56	0	15	72
28	Pondicherry Agri.Workers Welfare society	1	2	1	1	0	0	2
29	Puducherry seed Certification Agency	2	12	2	9	0	1	12
30	Kamarajar Institute of Engineering Technology	50	27	22	17	10	3	52
31	Rajiv Gandhi School of Sports	1	15	0	8	0	2	10
32	Pondicherry Institue of Post-Matric Education(PIPMATE)	4	313	3	154	1	58	216

Sl. No	Departments	Sanction Post		Filled up Posts				TOTAL
		G	NG	Gaz. Male	Non Gaz. Male	Gaz.. Female	Non Gaz.. Female	
33	Puducherry Market Committee	1	101	1	75	0	13	89
34	Pudy Building Construction Workers Welfare Board	5	24	4	14	0	3	21
35	Puducherry Pollution Control Committee	3	9	0	2	0	2	4
36	Karaikal Market Committee	1	8	1	6	0	2	9
37	Yanam Agricultural Producers Market Committee	1	19	0	16	0	1	17
38	Renewable Energy Agency of Puducherry	4	16	2	1	0	0	3
39	Pondicherry Fishing Harbour Management Society	1	0	0	0	1	0	1
40	Indira Gandhi Medical College & Research institute	0	1554	0	120	0	155	275
41	Fish Farmers Developemnt Agency	1	8	0	0	1	1	2
42	Pondicherry Urban Development Agency	0	2	0	1	1	0	2
43	State Wakf Board	1	4	1	4	0	0	5
44	Puducherry Council for Science and Tecnology	0	3	0	1	0	1	2
45	HUDCO	0	9	0	7	0	2	9
46	Podicherry Socity for Higher Education	0	171	0	63	0	45	108
47	Distric Instittue of Education & Training	1	25	1	8	0	4	13
	TOTAL	211	8122	118	3056	24	2156	5354

Census of Government Employees -2012-13

Autonomus Bodies

Sl. No	Departments	SC		ST		OBC		Others		PH		Ex-Service		Male	Female	Total
		Male	Female	Male	Female	Male	Female	Male	Female	Male	Female	Male	Female			
1	DRDA	0	1	0	0	5	0	0	0	0	0	0	0	5	1	6
2	Pondicherry Housing Board	11	2	1	0	75	3	3	0	2	0	0	0	92	5	97
3	Pondicherry Kadhi & Village Industries	18	2	0	0	62	5	75	16	3	2	0	0	158	25	183
4	Puducherry Slum Clearance Board	16	2	0	0	0	0	92	0	0	0	0	0	108	2	110
5	State Level Commission for Backward Classes	1	0	0	0	1	0	0	0	0	0	0	0	2	0	2
6	Puducherry Planning Authority	4	0	0	0	26	3	0	0	1	0	0	0	31	3	34
7	Puducherry Adi Dravider Development	17	4	0	0	35	9	0	0	0	0	0	0	52	13	65
8	PAPSCO	14	11	0	1	150	87	15	6	4	2	0	0	183	107	290
9	PIPDIC	25	1	2	1	60	9	17	2	1	1	1	0	106	14	120
10	Pondicherry Corporation for Development of Women and Differently abled persons Ltd	4	209	0	0	13	1001	0	0	1	22	0	0	18	1232	1250
11	Pondicherry Distileries Limited	14	2	1	0	82	0	5	2	1	1	0	0	103	5	108
12	Pondicherry Power Corporation Limited	10	5	0	0	50	4	33	6	5	0	0	0	98	15	113
13	Pondicherry Tourism Development	45	4	0	0	59	16	93	25	5	0	0	0	202	45	247
14	Puducherry Backward Classes and Minorities Development	0	0	0	0	0	0	0	0	0	0	0	0	0	0	0
15	Pondicherry Aids Control Society	1	0	0	0	6	0	1	0	1	0	0	0	9	0	9
16	Kamaraj Krishi Vigyan Kendra	32	36	0	0	50	20	0	0	4	0	0	0	86	56	142
17	Rajiv Gandhi Veterinary and Animal Science	12	6	2	0	73	19	45	5	0	0	0	0	132	30	162
18	Nehru College of Agriculture and Research Institute	23	20	1	0	135	27	10	3	0	0	0	0	169	50	219
19	Puducherry State Sports Council	1	0	0	0	3	0	0	0	0	0	0	0	4	0	4
20	Hotel Management & Catering Technology	2	0	0	0	6	0	2	0	0	0	0	0	10	0	10
21	PONCARE	0	0	0	0	3	0	0	0	0	0	0	0	3	0	3
22	Dental Collage	14	19	0	0	62	52	7	16	3	2	5	0	91	89	180
23	Pondicherry Engineering College	40	14	1	0	227	53	46	18	6	2	30	0	350	87	437
24	Puducherry institute of linguistics and culture	0	1	0	0	16	2	0	2	0	0	0	0	16	5	21
25	Puducherry Road Transport Corporation	85	2	0	0	359	13	26	1	6	1	2	0	478	17	495
26	Mother Theresa Post Graduate & Research	8	15	1	0	43	33	7	14	1	0	1	0	61	62	123
27	Bharathiar Palkalai Koodam	10	2	0	0	44	13	0	0	1	2	0	0	55	17	72
28	Pondicherry Agri.Workers Welfare society	1	0	0	0	1	0	0	0	0	0	0	0	2	0	2

Sl. No	Departments	SC		ST		OBC		Others		PH		Ex-Service		Male	Female	Total
		Male	Female	Male	Female	Male	Female	Male	Female	Male	Female	Male	Female			
29	Puducherry seed Certification Agency	2	0	0	0	4	0	5	1	0	0	0	0	11	1	12
30	Kamarajar Institute of Engineering Technology	6	3	0	0	13	4	18	6	2	0	0	0	39	13	52
31	Rajiv Gandhi School of Sports	1	0	0	0	6	2	1	0	0	0	0	0	8	2	10
32	Pondicherry Institue of Post-Matric Education(PIPMATE)	29	8	2	0	107	45	12	4	7	1	1	0	158	58	216
33	Puducherry Market Committee	10	1	0	0	63	12	2	0	1	0	0	0	76	13	89
34	Pudy Building Construction Workers Welfare Board	4	1	0	0	9	2	5	0	0	0	0	0	18	3	21
35	Puducherry Pollution Control Committee	0	0	0	0	2	2	0	0	0	0	0	0	2	2	4
36	Karaikal Market Committee	2	1	0	0	4	1	0	0	0	0	1	0	7	2	9
37	Yanam Agricultural Producers Market Committee	1	0	0	0	4	1	11	0	0	0	0	0	16	1	17
38	Renewable Energy Agency of Puducherry	0	0	0	0	3	0	0	0	0	0	0	0	3	0	3
39	Pondicherry Fishing Harbour Management Society	0	0	0	0	0	1	0	0	0	0	0	0	0	1	1
40	Indira Gandhi Medical College & Research institute	12	19	1	2	74	61	31	73	1	1	0	0	119	156	275
41	Fish Farmers Developemnt AGENCY	0	0	0	0	2	0	0	0	0	0	0	0	2	0	2
42	Pondicherry Urban Development Agency	0	0	0	0	1	1	0	0	0	0	0	0	1	1	2
43	State Wakf Board	0	0	0	0	5	0	0	0	0	0	0	0	5	0	5
44	Puducherry Council for Science and Tecnology	0	0	0	0	1	1	0	0	0	0	0	0	1	1	2
45	HUDCO	3	0	0	0	3	2	1	0	0	0	0	0	7	2	9
46	Podicherry Socity for Higher Education	8	2	0	0	45	30	8	13	2	0	0	0	63	45	108
47	Distric Institue of Education & Training	2	0	0	0	5	6	0	0	0	0	0	0	7	6	13
	TOTAL	488	393	12	4	1997	1540	571	213	58	37	41	0	3167	2187	5354

Census of Government Employees -2012-13

Autonomus Bodies

Sl.No	Departments	TOTAL				
		Hindu	Christains	Muslim	Others	ALL
1	DRDA	6	0	0	0	6
2	Pondicherry Housing Board	90	7	0	0	97
3	Pondicherry Kadhi & Village Industries	175	6	2	0	183
4	Puducherry Slum Clerance Board	106	3	1	0	110
5	State Level Commission for Backward Classes	2	0	0	0	2
6	Puducherry Planning Authority	33	1	0	0	34
7	Puducherry Adi Dravider Development	63	0	2	0	65
8	PAPSCO	271	16	3	0	290
9	PIPDIC	113	5	2	0	120
10	Pondicherry Corporation for Development of Women and Differently abled persons Ltd	1183	59	8	0	1250
11	Pondicherry Distileries Limited	96	7	5	0	108
12	Pondicherry Power Corporation Limited	108	5	0	0	113
13	Pondicherry Tourism Development	226	19	2	0	247
14	Puducherry Backward Classes and Minorities Development	0	0	0	0	0
15	Pondicherry Aids Control Society	8	1	0	0	9
16	Kamaraj Krishi Vigyan Kendra	137	3	1	1	142
17	Rajiv Gandhi Veterinary and Animal Science	149	11	2	0	162
18	Nehru College of Agriculture and Research Institute	192	20	7	0	219
19	Puducherry State Sports Council	4	0	0	0	4
20	Hotel Management & Catering Technology	10	0	0	0	10
21	PONCARE	3	0	0	0	3
22	Dental Collage	171	9	0	0	180
23	Pondicherry Engineering College	411	24	2	0	437
24	Puduchery institute of linguistics and culture	20	1	0	0	21
25	Puducherry Road Transport Corporation	472	18	5	0	495
26	Mother Theresa Post Graduate & Research	109	12	2	0	123
27	Bharathiar Palkalai Koodam	67	5	0	0	72
28	Pondicherry Agri.Workers Welfare society	2	0	0	0	2
29	Puducherry seed Certification Agency	12	0	0	0	12
30	Kamarajar Institute of Engineering Technology	51	1	0	0	52
31	Rajiv Gandhi School of Sports	9	1	0	0	10

Sl.No	Departments	TOTAL				
		Hindu	Christains	Muslim	Others	ALL
32	Pondicherry Institue of Post-Matric Education(PIPMATE)	200	11	1	4	216
33	Puducherry Market Committee	89	0	0	0	89
34	Pudy Building Construction Workers Welfare Board	20	1	0	0	21
35	Puducherry Pollution Control Committee	4	0	0	0	4
36	Karaikal Market Committee	7	1	1	0	9
37	Yanam Agricultural Producers Market Committee	16	0	1	0	17
38	Renewable Energy Agency of Puducherry	2	0	1	0	3
39	Pondicherry Fishing Harbour Management Society	0	1	0	0	1
40	Indira Gandhi Medical College & Research institute	256	11	4	4	275
41	Fish Farmers Developemnt Ageny	1	0	1	0	2
42	Pondicherry Urban Development Agency	2	0	0	0	2
43	State Wakf Board	2	0	3	0	5
44	Puducherry Council for Science and Tecnology	2	0	0	0	2
45	HUDCO	9	0	0	0	9
46	Podicherry Society for Higher Education	93	14	1	0	108
47	Distric Instittue of Education & Training	11	2	0	0	13
	TOTAL	5013	275	57	9	5354

Census of Government Employees -2012-13

Local Bodies

Sl. No	Departments	Sanction Post		Filled up Posts				Total
		G	NG	Gaz. Male	Non-Gaz. Male	Gaz. Female	Non-Gaz. Female	
1	Pondicherry Municipalities	13	1015	1	530	1	112	644
2	Oulgarete Municipalities	7	582	4	416	0	86	506
3	Karaikal Municipalities	2	231	1	106	0	29	136
4	Mahe Municipalities	0	71	0	33	0	10	43
5	Yanam Municipalities	2	80	1	52	0	10	63
6	Ariankuppam Commune Panchayat	0	82	0	51	0	11	62
7	Bahour Commune Panchayat	0	89	0	69	0	7	76
8	Villianur Commune Panchayat	0	107	0	95	0	12	107
9	Mannadipet Commune Panchayat	0	86	0	64	0	5	69
10	Nettapakkam Commune Panchayat	0	53	0	36	0	5	41
11	Kottucherry Commune Panchayat	0	31	0	18	0	0	18
12	Neungadu Commune Panchayat	1	32	1	20	0	2	23
13	Thirunallur Commune Panchayat	2	14	2	13	0	1	16
14	T.R.Pattinam Commune Panchayat	0	42	0	23	0	5	28
15	Nervey Commune Panchayat	0	17	0	15	0	2	17
	TOTAL	27	2532	10	1541	1	297	1849

Census of Government Employees -2012-13

Local Bodies

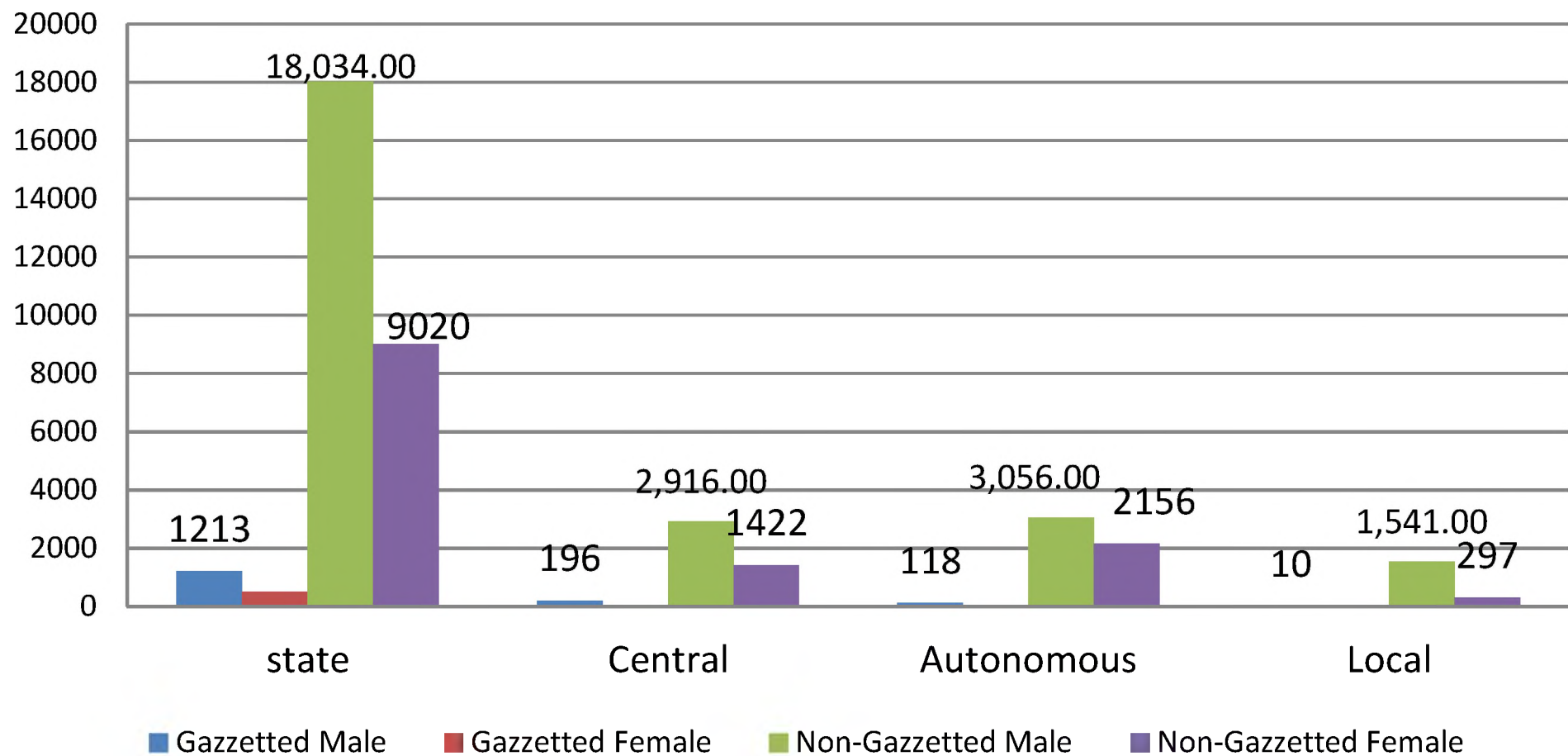
SI NO	Departments	SC		ST		OBC		Others		PH		Ex-Service		Male	Female	Total
		Male	Female	Male	Female	Male	Female	Male	Female	Male	Female	Male	Female			
1	Pondicherry Municipalities	204	37	12	9	325	54	0	0	0	1	2	0	543	101	644
2	Oulgarete Municipalities	135	43	2	0	274	43	0	0	6	2	1	0	418	88	506
3	Karaikal Municipalities	47	24	0	0	42	3	16	2	2	0	0	0	107	29	136
4	Mahe Municipalities	4	2	0	0	25	7	1	0	3	1	0	0	33	10	43
5	Yanam Municipalities	20	5	0	0	23	3	10	2	0	0	0	0	53	10	63
6	Ariankuppam Commune Panchayat	23	3	0	0	16	17	0	0	3	0	0	0	42	20	62
7	Bahour Commune Panchayat	20	0	0	0	50	5	0	0	1	0	0	0	71	5	76
8	Villianur Commune Panchayat	44	7	0	0	49	5	0	0	2	0	0	0	95	12	107
9	Mannadipet Commune Panchayat	13	2	0	0	45	2	4	0	3	0	0	0	65	4	69
10	Nettapakkam Commune Panchayat	12	3	0	0	21	2	1	0	2	0	0	0	36	5	41
11	Kottucherry Commune Panchayat	2	0	0	0	14	0	2	0	0	0	0	0	18	0	18
12	Neungadu Commune Panchayat	4	0	0	0	16	2	1	0	0	0	0	0	21	2	23
13	Thirunallur Commune Panchayat	5	0	0	0	10	1	0	0	0	0	0	0	15	1	16
14	T.R.Pattinam Commune Panchayat	7	1	0	0	15	3	1	1	0	0	0	0	23	5	28
15	Nervey Commune Panchayat	6	1	0	0	9	1	0	0	0	0	0	0	15	2	17
	TOTAL	546	128	14	9	934	148	36	5	22	4	3	0	1555	294	1849

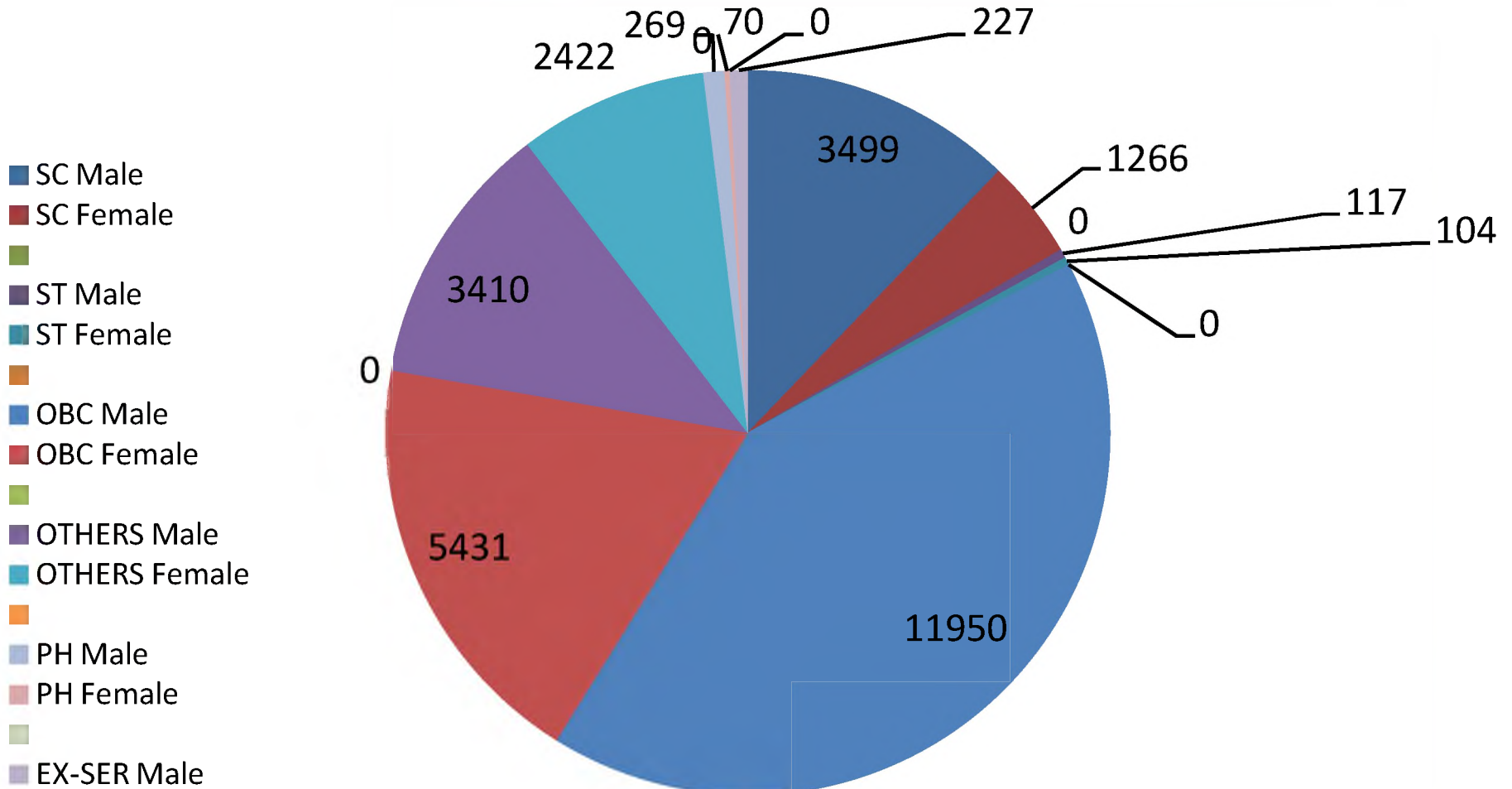
Census of Government Employees -2012-13

Local Bodies

Sl. No	Departments	TOTAL				
		Hindu	Christains	Muslim	Others	ALL
1	Pondicherry Municipalities	578	62	4	0	644
2	Oulgarete Municipalities	462	39	4	1	506
3	Karaikal Municipalities	115	16	5	0	136
4	Mahe Municipalities	43	0	0	0	43
5	Yanam Municipalities	61	0	2	0	63
6	Ariankuppam Commune Panchayat	60	2	0	0	62
7	Bahour Commune Panchayat	74	1	1	0	76
8	Villianur Commune Panchayat	106	1	0	0	107
9	Mannadipet Commune Panchayat	69	0	0	0	69
10	Nettapakkam Commune Panchayat	41	0	0	0	41
11	Kottucherry Commune Panchayat	18	0	0	0	18
12	Neungadu Commune Panchayat	21	2	0	0	23
13	Thirunallur Commune Panchayat	14	1	1	0	16
14	T.R.Pattinam Commune Panchayat	26	2	0	0	28
15	Nervey Commune Panchayat	16	0	1	0	17
	TOTAL	1704	126	18	1	1849

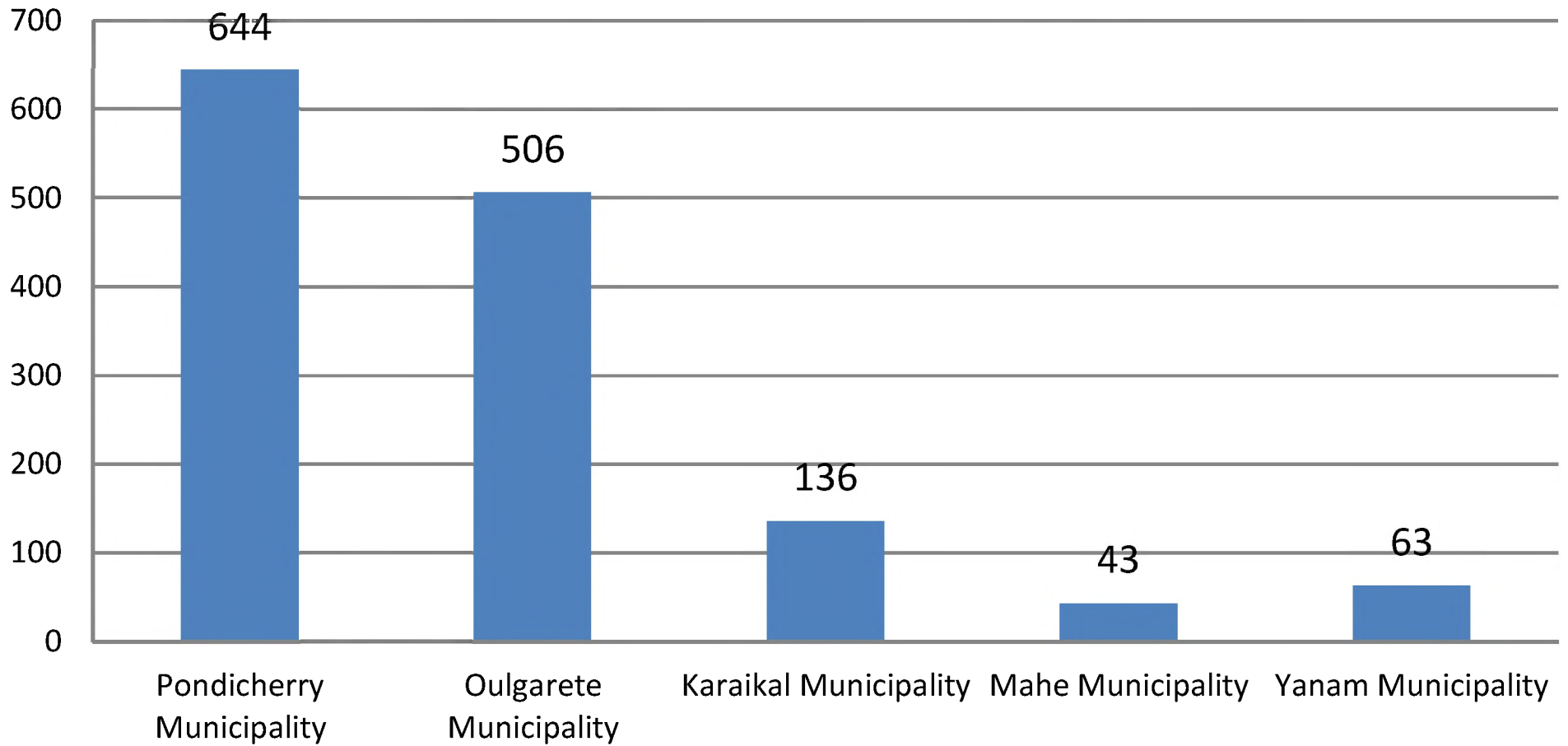
Filled up posts U.T. of Puducherry



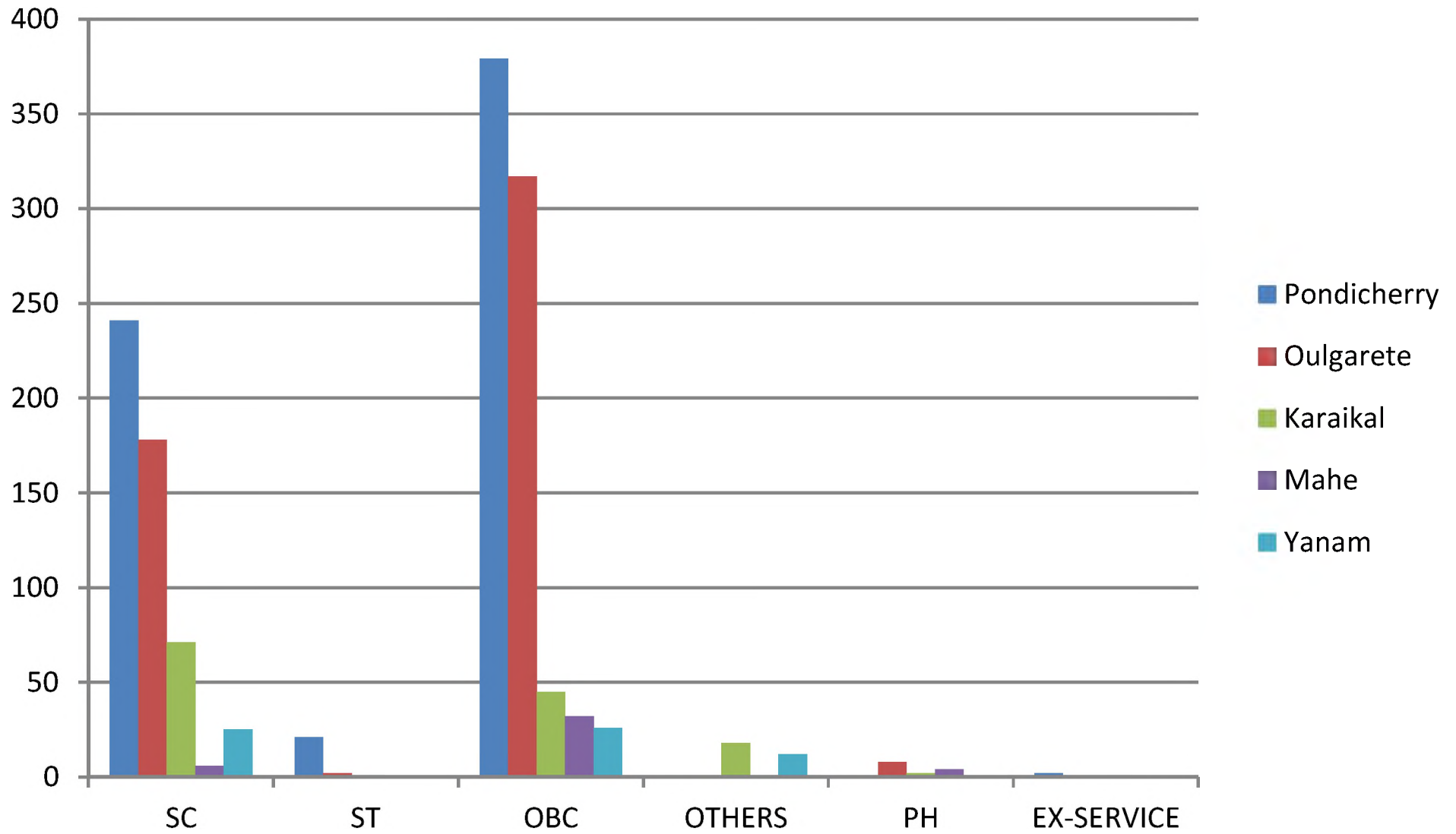


Filled up Posts - Caste-wise

Municipality wise employees



MUNICIPALITYWISE EMPLOYEES-CASTEWISE



STAFF ASSOCIATED

**Shri.S.Chandrasekar
Deputy Director**

**Shri.K.Balasubramanian
Statistical Officer**

**Shri.V.Annamalai
Statistical Inspector**

**Shri.M.Janagan
Data Entry Operator**

