

**CENSUS OF
GOVERNMENT EMPLOYEES
2014-15**



**Thiru. D. MANIKANDAN, I.A.S.,
Secretary (Economics & Statistics)**

**CHIEF SECRETARIAT
No. 1, GOUBERT AVENUE
PUDUCHERRY – 605 001**

FORWORD

I am happy that the Directorate of Economics and Statistics, Government of Puducherry is bringing out the publication entitled “Census of Government Employees 2014-2015” which is the Forty – sixth in the series.

This book presents the number of employees as on 31st March 2015 working in State Government / Central Government departments, Agencies and Institutions in respect of Union Territory of Puducherry with regional break-up of figures. This booklet also covers the number of Gazetted and Non-Gazetted employees.

The volume of employment in this Union Territory and the details of departments functioning in the Territory for the welfare of the public can be easily ascertained.

I appreciate the continued efforts put up by the Staff of the Directorate of Economics and Statistics, in bringing out this useful Publication. The active cooperation of the reporting Departments is also welcome.

Puducherry
June, 2016

**(D. MANIKANDAN, I.A.S.)
Secretary (Economics & Statistics)**



Dr. S.VAITTIANADANE
DIRECTOR

505, Kamaraj Salai,
Saram,
Puducherry – 605 013

PREFACE

The Directorate of Economics and Statistics brings out the report on Census of Employees with 31st march of every year as the reference date. This publication under is the forty-sixth in the series.

The regional break-up of Department/Agencies/Institutions are given with Gazetted and non-Gazetted status of the official. The present compilation of Census of Employees for the period ending 31st March 2015 will be useful to know out the employment situation in Government Institutions/Agencies.

My sincere thanks to the Departments/Agencies for their co-operation and to the Officer/Staff who have taken pain in collecting and compiling the information.

Place: Puducherry
Date: June-2016,

(Dr.S.VAITTIANADANE)
DIRECTOR

Contents

Page No

Introduction	1-4
State Government Employees Filled up Posts	5-6
State Government Employees Caste wise	7-10
State Government Employees Religion wise	11-12
Central Government Employees Filled up Posts	13-14
Central Government Employees Caste wise	15-16
Central Government Employees Religion wise	17
Autonomous Government Employees Filled up Posts	18-19
Autonomous Government Employees Caste wise	20-21
Autonomous Government Employees Religion wise	22-23
Local Bodies Government Employees Filled up Posts	24
Local Bodies Government Employees Caste wise	25
Local Bodies Government Employees Religion wise	26
All Government Employees	27
Statistical Charts	28-33

INTRODUCTION

The Annual Report on Census of Government employees with 31st March as the reference date is being conducted by the Directorate in order to assess the trends in the volume and other related characteristics of employment in the Government/Public sector of the Union Territory of Puducherry. The Census provides a complete account of regular State/ Central/ Autonomous/ Local Bodies employees who hold civilian posts on the reference date. *It also presents the status of regular employees viz. Gazetted and Non-Gazetted.*

Scope, Coverage, Concept and Definition:

The census covers all regular employees working in various Departments/Offices of the Union Territory Government, and Central Government with Gazetted and Non-Gazetted categories in local Bodies and Autonomous Bodies as 31st March. The report contains pay range, department and status wise information of the State/ Central/ Autonomous/ Local Bodies employees. In addition, scheduled caste/ scheduled tribe, men & women and religion wise breakups have also been incorporated in the report. This report is based on census of the regular State/ Central/ Autonomous/ Local Bodies and designed to provide analytical tables depicting in brief the position of the Employees in the U.T. of Puducherry as on 31st March.

Method of approach:

The data are collected from all State/Central Government Departments, Local Bodies, and Autonomous Bodies on a set of prescribed forms.

SALIENT FINDINGS:

In the report, 52 State Government Departments, 27 Central Government Offices, 47 Autonomous Bodies and 5 Municipalities and 10 Commune Panchayats of this Union Territory Puducherry were furnished their employees details.

The details of State/Central Government/Local/Autonomous Bodies employees are given in Annexure I to IX with Sanctioned strength of Gazetted and Non-Gazetted categories. They were classified as Caste, Religion and Male Female wise.

State Government Employees

The total number of State Government employees reported as on 31st March 2015 was 26,393 out of which 24,370 were Non-Gazetted and 2,023 were Gazetted. The percentage distribution was 92.37% and 7.63% respectively. In other words, there was one Gazetted Officer of every 12 Non-Gazetted officials in this sector.

Among 26,393 of State Government employees 4,705 are Schedule Caste (SC), 119 are Schedule Tribes (ST), 16,409 are Other Backward Class (OBC) Others 4,602 and 295 Persons With Disability (PWD) and 263 are Ex-Service men. As per the Religion wise classifications there are 24196(92%) employees are Hindus 1432(05%) are Christians and 504(02%) are Muslims.

Among the State Government Sectors, The Education Department was the single largest establishment with 6,960 employees (26%) was first in position and followed by Health and Family Welfare with 3,743 employees (14.18%) and Public Works department 3,572 (13.53%), Police Department 3,624 (13.73%) and Electricity Department 2276 (8.62%).

Central Government Employees

In respect of Central Government Employees, the total No. of Regular Employees as on 31st March 2015 were 4525, among them 4,290 (94.81%) were Non-Gazetted and the remaining 235 (5.19%) were Gazetted. It shows that every 18 Non-Gazetted employees has one Gazetted Officer. The office-wise distribution of the employees shows that JIPMER has the maximum employment with 2,323 employees (51.34%) which was followed by Pondicherry University with 578 employees (12.77%). Next Bharath Sanchar Nigam Limited 403(8.91%). The Caste-wise and Religion wise distribution of Central Govt. Employees are 3962 Hindu, 466 Christian and 93 Muslims and SC - 912, ST - 88, OBC - 1273, Other - 2145, PH - 72, and 35 Ex-Service Man are worked in U.T of Puducherry.

Autonomous Government Employees

There were 48 Autonomous Bodies functioning in this Union Territory. The total No. of Regular Employees in the Autonomous Bodies as on 31st March 2015 was 5376, among 5185 (96.45%) were Non-Gazetted and the remaining 191 (3.55%) were Gazetted. The

ratio of Gazetted and Non-Gazetted employees is 27:1 The Office-wise distribution of the employees, the Pondicherry Corporation for Development of Women and Differently abled persons Ltd shows that the maximum employment with 1148 employees (21.35%) which is followed by PRTC which has 516 employees (09.59%) and Pondicherry Engineering College with 432 employees (08.04%). The Caste and Religion wise distribution is 5044 are Hindus, 277 are Christians and 51 are Muslims and SC - 899, ST - 15, OBC - 3381, others - 946, PH - 96, Ex-Service Man 39 are worked in U.T of Puducherry.

Local Bodies Employees

The Union Territory of Puducherry comprises of five Municipality and the ten Commune Panchayats. Puducherry Region has two Municipality and five commune Panchayats. There is one Municipality each to Karaikal, Mahe and Yanam Region. Municipality and Commune Panchayats are being administered by respective commissioners under the control of Special Officers.

The total number of employees working in the five Municipality and ten Commune Panchayats as on 31st March 2015 were 1697 (1415 male and 282 female) of which 11 Gazetted and 1686 non-Gazetted employees . In Pondicherry Municipality 618 (34.22%) and in Oulgarete Municipality 474 (28.02%) employees were working. Among, 621 are S.C, 23 are S.T, 987 are OBC, Others – 36 are worked in Puducherry. The Religion wise distribution was 1562 are Hindus, 118 are Christian and 16 are Muslims.



Census of Government Employees -2014-15

State Government

Sl. No	Departments	Sanction Post		Filled up Posts						
		G	NG	Gaz. Male	Non-Gaz.	Gaz. Female	Non.G az.	Male	Female	Total
1	Accounts and Treasury	59	275	37	160	15	80	197	95	292
2	Adi Dravidar Welfare	3	78	4	47	0	9	51	9	60
3	Agriculture	55	1107	40	658	9	120	698	129	827
4	Animal Husbandry	50	386	26	247	7	34	273	41	314
5	Art and Culture	10	263	6	114	1	50	120	51	171
6	Chief Secretariat	68	285	53	211	9	44	264	53	317
7	Civil Supplies and Con.	9	133	8	99	1	14	107	15	122
8	Commercial Taxes	111	51	83	29	16	7	112	23	135
9	Co-operative	15	157	9	90	4	30	99	34	133
10	Council of Ministers	9	60	6	41	0	6	47	6	53
11	District Industries Centre	9	62	4	36	3	12	40	15	55
12	Economics and Statistics	8	96	4	44	0	5	48	5	53
13	School Education	244	5973	136	2866	110	3107	3002	3217	6219
14	Collegiate Education	758	336	312	129	204	96	441	300	741
15	Election	2	14	2	11	0	4	13	4	17
16	Electricity	200	2553	82	2012	9	173	2094	182	2276
17	Fire Service	3	329	2	248	0	4	250	4	254
18	Fisheries	22	222	16	123	4	22	139	26	165
19	Forest	3	61	3	43	0	2	46	2	48
20	Govt. Auto Workshop	7	174	2	105	0	10	107	10	117
21	Health and Family Welfare	0	0	237	1257	125	2124	1494	2249	3743
22	Hindu Religious Institutions	3	18	2	10	1	3	12	4	16
23	Industries	9	58	6	21	0	13	27	13	40
24	Information and Publicity	8	85	3	46	1	10	49	11	60
25	Information Technology	3	12	1	10	0	2	11	2	13
26	Jail	4	119	2	90	0	2	92	2	94

State Government

Sl. No	Departments	Sanction Post		Filled up Posts						
		G	NG	Gaz. Male	Non-Gaz.	Gaz. Female	Non.G az.	Male	Female	Total
27	Judicial	42	285	26	213	14	53	239	67	306
28	L.G.'s Secretariat	5	50	2	34	0	3	36	3	39
29	Labour	38	485	12	255	10	100	267	110	377
30	Law	8	28	4	15	2	4	19	6	25
31	Legislative Assembly	13	123	4	105	3	5	109	8	117
32	Local Administration	26	119	18	68	2	12	86	14	100
33	Planning and Research	10	71	5	31	3	16	36	19	55
34	Police	66	3967	51	3350	3	193	3401	196	3597
35	Port	27	73	12	29	5	11	41	16	57
36	P.W.D	115	4168	100	3231	6	235	3331	241	3572
37	Revenue	62	860	33	603	10	111	636	121	757
38	Rural Development	3	7	2	5	1	2	7	3	10
39	Sainik Welfare	1	7	1	7	0	0	8	0	8
40	Science and Technolog	7	26	4	23	3	3	27	6	33
41	Social Welfare	15	254	2	99	11	56	101	67	168
42	Stationery and Printing	14	522	6	330	4	55	336	59	395
43	Tourism	5	109	1	66	1	18	67	19	86
44	Town and Country Plan	11	61	8	31	1	20	39	21	60
45	Transport	7	78	6	71	1	7	77	8	85
46	Vigilence and Anit-Corr	1	30	1	24	0	2	25	2	27
47	Women and Child Deve	18	128	1	44	13	35	45	48	93
48	Law college	20	21	6	12	4	2	18	6	24
49	Collectorate Karaikal	13	24	5	11	1	4	16	5	21
50	Regional Administrator	3	13	3	5	0	6	8	6	14
51	Regional Administrator	2	15	2	9	0	2	11	2	13
52	State Election Commiss	5	15	3	12	2	2	15	4	19
	TOTAL	2209	24446	1404	17430	619	6940	18790	7603	26393

Census of Government Employees -2014-15

State Government

Sl. No	Departments	SC		ST		OBC		Others		PH		Ex-Service		TOTAL		
		Male	Female	Male	Female	Male	Female	Male	Female	Male	Female	Male	Female	Male	Female	Total
1	Accounts and Treasuries	32	15	1	0	130	67	24	11	9	1	2	0	198	94	292
2	Adi Dravidar Welfare	21	2	0	0	31	6	0	0	0	0	0	0	52	8	60
3	Agriculture	151	38	0	1	452	78	81	14	8	2	2	0	694	133	827
4	Animal Husbandry	53	8	3	0	191	29	15	4	5	0	6	0	273	41	314
5	Art and Culture	24	13	2	0	77	32	10	6	4	2	1	0	118	53	171
6	Chief Secretariat	33	4	2	0	85	22	139	27	3	0	2	0	264	53	317
7	Civil Supplies and Con. Af	25	1	0	0	70	14	2	1	2	1	6	0	105	17	122
8	Commercial Taxes	18	3	0	0	77	18	8	2	4	0	5	0	112	23	135
9	Co-operative	10	8	0	0	80	26	2	3	1	0	3	0	96	37	133
10	Council of Ministers	4	2	0	0	40	2	4	1	0	0	0	0	48	5	53
11	District Industries Centre	8	3	0	1	29	9	0	1	2	1	1	0	40	15	55
12	Economics and Statistics	1	1	0	0	26	2	20	2	1	0	0	0	48	5	53
13	School Education	699	428	19	5	1877	2395	372	368	22	19	15	0	3004	3215	6219

Sl. No	Departments	SC		ST		OBC		Others		PH		Ex-Service		TOTAL		
		Male	Female	Male	Female	Male	Female	Male	Female	Male	Female	Male	Female	Male	Female	Total
14	Collegiate Education	60	28	1	3	279	198	87	67	10	4	4	0	441	300	741
15	Election	2	0	0	0	3	2	7	1	0	0	2	0	14	3	17
16	Electricity	325	30	11	0	1386	119	300	32	31	2	40	0	2093	183	2276
17	Fire Service	44	2	0	0	111	0	91	0	1	0	5	0	252	2	254
18	Fisheries	35	2	0	0	49	16	54	8	1	0	0	0	139	26	165
19	Forest	4	1	0	0	40	1	2	0	0	0	0	0	46	2	48
20	Govt. Auto Workshop	10	1	0	0	49	5	45	3	2	1	1	0	107	10	117
21	Health and Family Welfare	368	340	19	11	768	913	447	831	31	10	5	0	1638	2105	3743
22	Hindu Religious Institue	3	1	0	0	9	3	0	0	0	0	0	0	12	4	16
23	Industries	8	1	0	0	15	10	2	1	1	0	2	0	28	12	40
24	Information and Publicity	13	3	0	0	32	9	3	0	0	0	0	0	48	12	60
25	Information Technology	0	1	0	0	9	1	2	0	0	0	0	0	11	2	13
26	Jail	23	1	1	0	28	1	32	0	0	0	8	0	92	2	94
27	Judicial	38	11	3	0	132	36	65	11	6	0	4	0	248	58	306

Sl. No	Departments	SC		ST		OBC		Others		PH		Ex-Service		TOTAL		
		Male	Female	Male	Female	Male	Female	Male	Female	Male	Female	Male	Female	Male	Female	Total
28	L.G.'s Secretariat	4	1	0	0	23	2	6	0	0	0	3	0	36	3	39
29	Labour	53	20	0	1	191	78	14	13	4	0	3	0	265	112	377
30	Law	2	1	0	0	16	3	1	2	0	0	0	0	19	6	25
31	Legislative Assembly	7	2	0	0	90	3	11	3	0	0	1	0	109	8	117
32	Local Administration	19	4	0	0	63	10	1	0	2	0	1	0	86	14	100
33	Planning and Research	8	3	0	0	28	14	0	2	0	0	0	0	36	19	55
34	Police	610	32	8	2	1844	128	834	26	1	0	112	0	3409	188	3597
35	Port	6	2	0	0	42	1	3	1	2	0	0	0	53	4	57
36	P.W.D	544	56	4	0	2380	254	214	50	50	8	12	0	3204	368	3572
37	Revenue	139	31	3	15	392	52	84	20	13	2	6	0	637	120	757
38	Rural Development	4	0	0	0	2	3	0	0	1	0	0	0	7	3	10
39	Sainik Welfare	1	0	0	0	1	0	0	0	0	0	6	0	8	0	8
40	Science and Technology	2	1	0	0	8	1	16	4	1	0	0	0	27	6	33
41	Social Welfare	19	15	1	0	68	46	7	6	5	0	1	0	101	67	168

Sl. No	Departments	SC		ST		OBC		Others		PH		Ex-Service		TOTAL		
		Male	Female	Male	Female	Male	Female	Male	Female	Male	Female	Male	Female	Male	Female	Total
42	Stationery and Printing	63	6	0	0	257	44	11	3	9	2	0	0	340	55	395
43	Tourism	12	9	0	0	48	10	4	0	0	0	3	0	67	19	86
44	Town and Country Planning	8	2	1	0	23	9	7	5	4	1	0	0	43	17	60
45	Transport	20	2	0	1	48	6	5	0	2	0	1	0	76	9	85
46	Vigilence and Anit-Corruption	2	0	0	0	23	2	0	0	0	0	0	0	25	2	27
47	Women and Child Development	13	7	0	0	17	31	13	11	0	1	0	0	43	50	93
48	Law college	3	0	0	0	9	3	7	2	0	0	0	0	19	5	24
49	Collectorate Karaikal	3	1	0	0	11	3	2	1	0	0	0	0	16	5	21
50	Regional Administrator Mahe	0	1	0	0	9	1	1	2	0	0	0	0	10	4	14
51	Regional Administrator Yanam	2	1	0	0	7	1	2	0	0	0	0	0	11	2	13
52	State Election Commission	4	0	0	0	12	3	0	0	0	0	0	0	16	3	19
	TOTAL	3560	1145	79	40	11687	4722	3057	1545	238	57	263	0	18884	7509	26393

Census of Government Employees -2014-15						
State Government						
Sl. No	Departments	TOTAL				
		Hindu	Christains	Muslim	Others	ALL
1	Accounts and Treasuries	262	18	12	0	292
2	Adi Dravidar Welfare	58	0	2	0	60
3	Agriculture	783	26	6	12	827
4	Animal Husbandry	297	11	6	0	314
5	Art and Culture	152	18	1	0	171
6	Chief Secretariat	300	10	6	1	317
7	Civil Supplies and Con. Affairs	118	3	1	0	122
8	Commercial Taxes	126	4	5	0	135
9	Co-operative	122	7	4	0	133
10	Council of Ministers	52	1	0	0	53
11	District Industries Centre	53	2	0	0	55
12	Economics and Statistics	52	1	0	0	53
13	School Education	5381	461	146	231	6219
14	Collegiate Education	663	58	20	0	741
15	Election	17	0	0	0	17
16	Electricity	2125	100	37	14	2276
17	Fire Service	246	5	3	0	254
18	Fisheries	154	8	3	0	165
19	Forest	48	0	0	0	48
20	Govt. Auto Workshop	109	8	0	0	117
21	Health and Family Welfare	3479	213	51	0	3743
22	Hindu Religious Instititue	16	0	0	0	16
23	Industries	37	2	1	0	40
24	Information and Publicity	49	8	3	0	60
25	Information Technology	13	0	0	0	13
26	Jail	87	7	0	0	94

Sl. No	Departments	TOTAL				
		Hindu	Christains	Muslim	Others	ALL
27	Judicial	272	29	5	0	306
28	L.G.'s Secretariat	34	4	1	0	39
29	Labour	356	18	3	0	377
30	Law	22	1	2	0	25
31	Legislative Assembly	112	3	2	0	117
32	Local Administration	91	7	2	0	100
33	Planning and Research	48	7	0	0	55
34	Police	3402	127	68	0	3597
35	Port	56	1	0	0	57
36	P.W.D	3298	195	79	0	3572
37	Revenue	712	26	17	2	757
38	Rural Development	10	0	0	0	10
39	Sainik Welfare	8	0	0	0	8
40	Science and Technology	32	1	0	0	33
41	Social Welfare	157	6	4	1	168
42	Stationery and Printing	373	16	6	0	395
43	Tourism	81	4	1	0	86
44	Town and Country Planning	57	3	0	0	60
45	Transport	81	3	1	0	85
46	Vigilence and Anit-Corruption	24	2	1	0	27
47	Women and Child Development	85	6	2	0	93
48	Law college	22	2	0	0	24
49	Collectorate Karaikal	20	0	1	0	21
50	Regional Administrator Mahe	14	0	0	0	14
51	Regional Administrator Yanam	11	0	2	0	13
52	State Election Commission	19	0	0	0	19
	TOTAL	24196	1432	504	261	26393

Census of Government Employees -2014-15
Central Government

Sl. No	Departments	Sanction Post		Filled up Posts						
		G	NG	Gaz. Male	Non-Gaz.	Gaz. Female	Non-Gaz.	Male	Female	Total
1	Food & Nutrition Board	0	3	0	3	0	0	3	0	3
2	All India Radio	10	56	8	38	2	20	46	22	68
3	Income Tax	13	39	12	35	1	4	47	5	52
4	Audit Officer,	37	37	8	10	4	3	18	7	25
5	Census Operation	6	33	6	11	1	6	17	7	24
6	Central Excise	65	145	40	76	10	14	116	24	140
7	Customs	4	14	4	14	0	0	18	0	18
8	Central Public Works Departme	6	26	4	25	0	1	29	1	30
9	Doordarshan Kendra	15	89	10	48	3	13	58	16	74
10	Jawahar Navodaya Vidyalaya	1	43	1	25	0	13	26	13	39
11	Regional Research Institute (SII	7	25	2	13	0	7	15	7	22
12	JIPMER	0	2944	0	1316	0	1007	1316	1007	2323
13	Kendriya Vidyalaya(JIPMER)	1	40	1	15	0	25	16	25	41
14	NSSO	8	8	4	2	0	1	6	1	7

Sl. No	Departments	Sanction Post		Filled up Posts						
		G	NG	Gaz. Male	Non-Gaz.	Gaz. Female	Non-Gaz.	Male	Female	Total
15	National Archives of India	2	11	1	6	0	2	7	2	9
16	Air Port	9	6	9	7	0	1	16	1	17
17	Pondicherry University	0	775	0	465	0	113	465	113	578
18	Head Post Office	0	0	5	156	0	37	161	37	198
19	Food Corporation of India	0	25	0	17	0	8	17	8	25
20	VCRC	0	243	0	120	0	46	120	46	166
21	Employees Provident Fund	3	97	2	56	0	13	58	13	71
22	Homeopathy(T)	2	4	1	3	0	1	4	1	5
23	Registrar Companies	1	9	0	4	0	1	4	1	5
24	E.S.I	30	162	8	87	11	62	95	73	168
25	Bharath Sanchar Nigam Limited	130	366	53	272	23	55	325	78	403
26	Filed Publicity Office	1	4	1	4	0	0	5	0	5
27	Archaeological Survey of India	0	9	0	8	0	1	8	1	9
	TOTAL	351	5213	180	2836	55	1454	3016	1509	4525

Census of Government Employees -2014-15
Central Government

Sl. No	Departments	SC		ST		OBC		Others		PH		Ex-Service		TOTAL		
		Male	Female	Male	Female	Male	Female	Male	Female	Male	Female	Male	Female	Male	Female	Total
1	Food & Nutrition Board	0	0	0	0	1	0	2	0	0	0	0	0	3	0	3
2	All India Radio	5	6	1	0	4	1	33	15	1	0	2	0	46	22	68
3	Income Tax	10	0	4	0	28	2	1	2	2	1	2	0	47	5	52
4	Audit Officer,	4	1	1	0	6	3	6	3	0	0	1	0	18	7	25
5	Census Operation	2	0	0	0	10	5	3	2	2	0	0	0	17	7	24
6	Central Excise	23	4	4	0	41	11	47	9	1	0	0	0	116	24	140
7	Customs	4	0	1	0	11	0	2	0	0	0	0	0	18	0	18
8	Central Public Works Department	11	0	1	0	14	0	3	0	0	0	1	0	30	0	30
9	Doordarshan Kendra	18	1	2	0	12	0	22	15	0	0	4	0	58	16	74
10	Jawahar Navodaya Vidyalaya	6	0	1	0	11	7	8	6	0	0	0	0	26	13	39
11	Regional Research Institute (SIDDHA)	1	2	1	0	7	5	6	0	0	0	0	0	15	7	22
12	JIPMER	316	188	11	15	397	351	554	447	31	6	7	0	1316	1007	2323
13	Kendriya Vidyalaya(JIPMER)	2	5	0	0	12	8	6	7	0	1	0	0	20	21	41
14	NSSO	0	0	1	0	2	1	1	1	0	0	1	0	5	2	7

Sl. No	Departments	SC		ST		OBC		Others		PH		Ex-Service		TOTAL		
		Male	Female	Male	Female	Male	Female	Male	Female	Male	Female	Male	Female	Male	Female	Total
15	National Archives of India	2	0	0	0	3	1	1	1	0	0	1	0	7	2	9
16	Air Port	0	0	0	1	1	0	14	1	0	0	0	0	15	2	17
17	Pondicherry University	74	22	20	5	10	1	344	82	14	3	3	0	465	113	578
18	Head Post Office	16	8	3	2	11	7	130	20	1	0	0	0	161	37	198
19	Food Corporation of India	11	3	0	1	5	4	1	0	0	0	0	0	17	8	25
20	VCRC	21	6	2	2	21	6	72	34	2	0	0	0	118	48	166
21	Employees Provident Fund	10	6	1	0	0	0	39	5	2	0	8	0	60	11	71
22	Homeopathy(T)	1	0	0	0	0	1	3	0	0	0	0	0	4	1	5
23	Registrar Companies	1	0	0	0	3	0	0	1	0	0	0	0	4	1	5
24	E.S.I	24	9	0	0	53	47	14	17	3	0	1	0	95	73	168
25	Bharath Sanchar Nigam Limited	75	12	3	4	118	26	129	32	1	1	2	0	328	75	403
26	Filed Publicity Office	1	0	1	0	1	0	2	0	0	0	0	0	5	0	5
27	Archaeological Survey of India	1	0	0	0	3	1	2	0	0	0	2	0	8	1	9
	TOTAL	639	273	58	30	785	488	1445	700	60	12	35	0	3022	1503	4525

Census of Government Employees -2014-15

Central Government

Sl. No	Departments	Hindu	Christains	Muslim	Others	ALL
1	Food & Nutrition Board	3	0	0	0	3
2	All India Radio	59	6	1	2	68
3	Income Tax	49	2	1	0	52
4	Audit Officer,	22	3	0	0	25
5	Census Operation	23	1	0	0	24
6	Central Excise	131	7	2	0	140
7	Customs	15	3	0	0	18
8	Central Public Works Department	30	0	0	0	30
9	Doordarshan Kendra	69	4	1	0	74
10	Jawahar Navodaya Vidyalaya	35	2	1	1	39
11	Regional Research Institute(SIDDHA)	22	0	0	0	22
12	JIPMER	1914	348	61	0	2323
13	Kendriya Vidyalaya(JIPMER)	34	6	1	0	41
14	NSSO	6	1	0	0	7
15	National Archives of India	9	0	0	0	9
16	Air Port	17	0	0	0	17
17	Pondicherry University	550	20	8	0	578
18	Head Post Office	185	9	4	0	198
19	Food Corporation of India	25	0	0	0	25
20	VCRC	147	15	3	1	166
21	Employees Provident Fund	67	4	0	0	71
22	Homeopathy(T)	4	1	0	0	5
23	Registrar Companies	4	0	1	0	5
24	E.S.I	156	10	2	0	168
25	Bharath Sanchar Nigam Limited	373	23	7	0	403
26	Filed Publicity Office	5	0	0	0	5
27	Archaeological Survey of India	8	1	0	0	9
	TOTAL	3962	466	93	4	4525

Census of Government Employees -2014-15

Autonomus Bodies

Sl. No	Departments	Sanction Post		Filled up Posts						
		G	NG	Gaz. Male	Non Gaz. Male	Gaz.. Female	Non Gaz.. Female	Male	Female	TOTAL
1	DRDA	12	32	4	6	1	0	10	1	11
2	Pondicherry Housing Board	6	145	3	80	1	4	83	5	88
3	Pondicherry Kadhi & Village Industries	2	218	2	151	0	24	153	24	177
4	Puducherry Slum Clerance Board	9	97	2	92	5	6	94	11	105
5	State Level Commission for Backward Classes	0	2	0	2	0	0	2	0	2
6	Puducherry Planning Authority	1	34	1	31	0	4	32	4	36
7	Puducherry Adi Dravider Development	3	78	4	47	0	9	51	9	60
8	PAPSCO	2	323	2	210	0	113	212	113	325
9	PIPDIC	1	189	2	95	0	15	97	15	112
10	Pondicherry Corporation for Development of Women and Differently abled persons Ltd	1	1494	0	20	1	1127	20	1128	1148
11	Pondicherry Distileries Limited	35	109	29	58	1	14	87	15	102
12	Pondicherry Power Corporation Limited	2	111	2	99	1	16	101	17	118
13	Pondicherry Tourism Development	0	319	0	200	0	47	200	47	247
14	Puducherry Backward Classes and Minorities Devl	0	2	0	2	0	0	2	0	2
15	Pondicherry Aids Control Society	2	4	1	4	0	0	5	0	5
16	Kamaraj Krishi Vigyan Kendra	0	225	0	73	0	50	73	50	123
17	Rajiv Gandhi Veterinary and Animal Science	78	100	43	86	9	20	129	29	158
18	Nehru College of Agriculture and Research Institute	7	259	3	158	0	50	161	50	211
19	Puducherry State Sports Council	0	5	0	4	0	0	4	0	4
20	Hotel Management & Catering Technology	1	8	1	8	0	0	9	0	9
21	PONCARE	1	2	1	2	0	0	3	0	3
22	Dental Collage	0	388	0	118	0	82	118	82	200
23	Pondicherry Engineering College	0	694	0	347	0	85	347	85	432
24	Puducherry institute of linguistics and culture	9	12	7	8	2	4	15	6	21

Autonomus Bodies

Sl. No	Departments	Sanction Post		Filled up Posts						
		G	NG	Gaz. Male	Non Gaz. Male	Gaz.. Female	Non Gaz.. Female	Male	Female	TOTAL
25	Puducherry Road Transport Corporation	0	798	0	501	0	15	501	15	516
26	Mother Theresa Post Graduate & Research	7	204	1	57	0	64	58	64	122
27	Bharathiar Palkalai Koodam	2	68	1	54	0	14	55	14	69
28	Pondicherry Agri.Workers Welfare society	2	1	2	1	0	0	3	0	3
29	Puducherry seed Certification Agency	2	11	2	9	0	1	11	1	12
30	Kamarajar Institute of Engineering Technology	51	40	22	12	10	3	34	13	47
31	Rajiv Gandhi School of Sports	1	15	0	12	1	2	12	3	15
32	Pondicherry Institue of Post-Matric Education(PIPMATE)	0	289	0	159	0	60	159	60	219
33	Puducherry Market Committee	1	100	1	75	0	13	76	13	89
34	Pudy Building Construction Workers Welfare Board	5	24	4	14	0	3	18	3	21
35	Puducherry Pollution Control Committee	0	4	0	2	0	2	2	2	4
36	Karaikal Market Committee	1	9	1	7	0	2	8	2	10
37	Yanam Agricultural Producers Market Committee	1	18	0	16	0	1	16	1	17
38	Renewable Energy Agency of Puducherry	2	6	0	6	2	0	6	2	8
39	Pondicherry Fishing Harbour Management Society	1	0	0	0	1	0	0	1	1
40	Indira Gandhi Medical College & Research institute	0	1544	0	140	0	214	140	214	354
41	Fish Farmers Developemnt Ageny	1	8	1	0	0	1	1	1	2
42	Pondicherry Urban Development Agency	0	2	0	1	1	0	1	1	2
43	State Wakf Board	1	4	1	4	0	0	5	0	5
44	Puducherry Council for Science and Tecnology	0	2	0	1	0	1	1	1	2
45	HUDCO	0	9	0	7	0	2	7	2	9
46	Podicherry Socity for Higher Education	11	161	6	70	3	53	76	56	132
47	Distric Instittue of Education & Training	1	14	1	4	0	10	5	10	15
48	Podicherry Socity for the care of the aged	2	7	2	1	0	0	3	0	3
	TOTAL	264	8188	152	3054	39	2131	3206	2170	5376

Census of Government Employees -2014-15
Autonomus Bodies

Sl. No	Departments	SC		ST		OBC		Others		PH		Ex-Service		Male	Female	Total
		Male	Female	Male	Female	Male	Female	Male	Female	Male	Female	Male	Female			
1	DRDA	3	0	0	0	7	0	0	0	1	0	0	0	11	0	11
2	Pondicherry Housing Board	10	2	1	0	65	0	5	3	2	0	0	0	83	5	88
3	Pondicherry Kadhi & Village Industries	18	2	0	0	58	4	72	16	5	2	0	0	153	24	177
4	Puducherry Slum Clerance Board	15	2	0	0	0	0	84	3	1	0	0	0	100	5	105
5	State Level Commission for Backward Classes	1	0	0	0	1	0	0	0	0	0	0	0	2	0	2
6	Puducherry Planning Authority	4	0	0	0	23	4	5	0	0	0	0	0	32	4	36
7	Puducherry Adi Dravider Development	21	2	0	0	31	6	0	0	0	0	0	0	52	8	60
8	PAPSCO	28	17	0	0	145	90	18	18	6	3	0	0	197	128	325
9	PIPDIC	23	1	1	1	57	12	14	2	0	1	0	0	95	17	112
10	Pondicherry Corporation for Development of Women and Differently abled persons Ltd	4	210	0	0	11	892	0	6	1	24	0	0	16	1132	1148
11	Pondicherry Distileries Limited	15	2	1	0	7	3	62	10	2	0	0	0	87	15	102
12	Pondicherry Power Corporation Limited	11	4	0	0	44	9	43	3	4	0	0	0	102	16	118
13	Pondicherry Tourism Development	40	4	0	0	60	22	94	22	5	0	0	0	199	48	247
14	Puducherry Backward Classes and Minorities Devl	0	0	0	0	1	0	1	0	0	0	0	0	2	0	2
15	Pondicherry Aids Control Society	1	0	0	0	1	0	2	1	0	0	0	0	4	1	5
16	Kamaraj Krishi Vigyan Kendra	24	32	0	0	47	18	0	0	2	0	0	0	73	50	123
17	Rajiv Gandhi Veterinary and Animal Science	4	7	2	0	69	15	54	6	0	0	1	0	130	28	158
18	Nehru College of Agriculture and Research Institute	20	20	1	0	130	27	10	3	0	0	0	0	161	50	211
19	Puducherry State Sports Council	1	0	0	0	3	0	0	0	0	0	0	0	4	0	4
20	Hotel Management & Catering Technology	2	0	0	0	3	2	2	0	0	0	0	0	7	2	9
21	PONCARE	0	0	0	0	3	0	0	0	0	0	0	0	3	0	3
22	Dental Collage	17	17	0	0	69	40	27	20	4	1	5	0	122	78	200
23	Pondicherry Engineering College	40	14	1	0	224	51	46	18	6	2	30	0	347	85	432
24	Puducherry institute of linguistics and culture	2	1	0	0	14	4	0	0	0	0	0	0	16	5	21

Sl. No	Departments	SC		ST		OBC		Others		PH		Ex-Service		Male	Female	Total
		Male	Female	Male	Female	Male	Female	Male	Female	Male	Female	Male	Female			
25	Puducherry Road Transport Corporation	84	2	0	0	374	13	33	1	6	1	2	0	499	17	516
26	Mother Theresa Post Graduate & Research	8	16	1	0	45	42	4	5	1	0	0	0	59	63	122
27	Bharathiar Palkalai Koodam	10	2	0	0	44	12	0	0	1	0	0	0	55	14	69
28	Pondicherry Agri.Workers Welfare society	0	0	0	0	2	0	1	0	0	0	0	0	3	0	3
29	Puducherry seed Certification Agency	1	0	0	0	8	1	2	0	0	0	0	0	11	1	12
30	Kamarajar Institute of Engineering Technology	7	3	0	0	20	8	5	2	2	0	0	0	34	13	47
31	Rajiv Gandhi School of Sports	1	0	0	0	6	2	5	1	0	0	0	0	12	3	15
32	Pondicherry Institue of Post-Matric Education(PIPMATE)	33	9	2	0	102	46	13	5	7	1	1	0	158	61	219
33	Puducherry Market Committee	11	1	0	0	77	0	0	0	0	0	0	0	88	1	89
34	Pudy Building Construction Workers Welfare Board	4	1	0	0	9	2	5	0	0	0	0	0	18	3	21
35	Puducherry Pollution Control Committee	0	0	0	0	0	1	2	1	0	0	0	0	2	2	4
36	Karaikal Market Committee	2	1	0	0	5	1	1	0	0	0	0	0	8	2	10
37	Yanam Agricultural Producers Market Committee	0	0	0	0	9	1	7	0	0	0	0	0	16	1	17
38	Renewable Energy Agency of Puducherry	1	0	0	0	5	2	0	0	0	0	0	0	6	2	8
39	Pondicherry Fishing Harbour Management Society	0	0	0	0	0	0	0	1	0	0	0	0	0	1	1
40	Indira Gandhi Medical College & Research institute	16	28	1	3	64	86	55	98	1	2	0	0	137	217	354
41	Fish Farmers Developemnt Ageny	0	0	0	0	1	1	0	0	0	0	0	0	1	1	2
42	Pondicherry Urban Development Agency	0	0	0	0	1	1	0	0	0	0	0	0	1	1	2
43	State Wakf Board	0	0	0	0	5	0	0	0	0	0	0	0	5	0	5
44	Puducherry Council for Science and Tecnology	0	0	0	0	1	1	0	0	0	0	0	0	1	1	2
45	HUDCO	3	0	0	0	3	2	1	0	0	0	0	0	7	2	9
46	Podicherry Socity for Higher Education	9	3	0	0	58	35	12	13	2	0	0	0	81	51	132
47	Distric Instittue of Education & Training	1	1	0	0	3	7	1	2	0	0	0	0	5	10	15
48	Podicherry Socity for the care of the aged	0	0	0	0	3	0	0	0	0	0	0	0	3	0	3
	TOTAL	495	404	11	4	1918	1463	686	260	59	37	39	0	3208	2168	5376

Census of Government Employees -2014-15
Autonomus Bodies

Sl. No	Departments	Hindu	Christains	Muslim	Others	ALL
1	DRDA	11	0	0	0	11
2	Pondicherry Housing Board	82	6	0	0	88
3	Pondicherry Kadhi & Village Industries	169	6	2	0	177
4	Puducherry Slum Clerance Board	101	3	1	0	105
5	State Level Commission for Backward Classes	2	0	0	0	2
6	Puducherry Planning Authority	34	2	0	0	36
7	Puducherry Adi Dravider Development	58	0	2	0	60
8	PAPSCO	311	12	2	0	325
9	PIPDIC	104	6	2	0	112
10	Pondicherry Corporation for Development of Women and Differently abled persons Ltd	1077	63	8	0	1148
11	Pondicherry Distileries Limited	90	8	4	0	102
12	Pondicherry Power Corporation Limited	115	2	0	1	118
13	Pondicherry Tourism Development	225	20	2	0	247
14	Puducherry Backward Classes and Minorities Devl	2	0	0	0	2
15	Pondicherry Aids Control Society	5	0	0	0	5
16	Kamaraj Krishi Vigyan Kendra	119	3	0	1	123
17	Rajiv Gandhi Veterinary and Animal Science	147	9	2	0	158
18	Nehru College of Agriculture and Research Institute	187	17	7	0	211
19	Puducherry State Sports Council	4	0	0	0	4
20	Hotel Management & Catering Technology	9	0	0	0	9
21	PONCARE	3	0	0	0	3
22	Dental Collage	184	16	0	0	200
23	Pondicherry Engineering College	408	22	2	0	432
24	Puduchery institute of linguistics and culture	20	1	0	0	21
25	Puducherry Road Transport Corporation	495	17	4	0	516
26	Mother Theresa Post Graduate & Research	105	15	2	0	122

Sl. No	Departments	Hindu	Christains	Muslim	Others	ALL
27	Bharathiar Palkalai Koodam	64	5	0	0	69
28	Pondicherry Agri.Workers Welfare society	3	0	0	0	3
29	Puducherry seed Certification Agency	12	0	0	0	12
30	Kamarajar Institute of Engineering Technology	46	1	0	0	47
31	Rajiv Gandhi School of Sports	14	1	0	0	15
32	Pondicherry Institue of Post-Matric Education(PIPMATE)	205	11	2	1	219
33	Puducherry Market Committee	89	0	0	0	89
34	Pudy Building Construction Workers Welfare Board	20	1	0	0	21
35	Puducherry Pollution Control Committee	4	0	0	0	4
36	Karaikal Market Committee	8	1	1	0	10
37	Yanam Agricultural Producers Market Committee	16	0	1	0	17
38	Renewable Energy Agency of Puducherry	6	2	0	0	8
39	Pondicherry Fishing Harbour Management Society	0	1	0	0	1
40	Indira Gandhi Medical College & Research institute	344	6	3	1	354
41	Fish Farmers Developemnt Ageny	2	0	0	0	2
42	Pondicherry Urban Development Agency	2	0	0	0	2
43	State Wakf Board	2	0	3	0	5
44	Puducherry Council for Science and Tecnology	2	0	0	0	2
45	HUDCO	9	0	0	0	9
46	Podicherry Socity for Higher Education	116	15	1	0	132
47	Distric Instittue of Education & Training	10	5	0	0	15
48	Podicherry Socity for the care of the aged	3	0	0	0	3
	TOTAL	5044	277	51	4	5376

Census of Government Employees -2014-15
Local Bodies

Sl. No	Departments	Sanction Post		Filled up Posts						
		G	NG	Gaz. Male	Non-Gaz. Male	Gaz. Female	Non-Gaz. Female	Male	Female	Total
1	Pondicherry Municipality	13	1015	1	509	1	107	510	108	618
2	Oulgarete Municipality	8	588	2	392	1	79	394	80	474
3	Karaikal Municipality	2	232	1	102	0	29	103	29	132
4	Mahe Municipality	1	70	1	28	0	9	29	9	38
5	Yanam Municipality	2	73	1	48	0	10	49	10	59
6	Ariankuppam Commune Panchayat	0	82	0	50	0	11	50	11	61
7	Bahour Commune Panchayat	0	0	0	0	0	0	0	0	0
8	Villianur Commune Panchayat	0	110	0	98	0	12	98	12	110
9	Mannadipet Commune Panchayat	0	87	0	59	0	7	59	7	66
10	Nettapakkam Commune Panchayat	0	54	0	34	0	5	34	5	39
11	Kottucherry Commune Panchayat	0	31	0	18	0	1	18	1	19
12	Neungadu Commune Panchayat	1	21	1	19	0	2	20	2	22
13	Thirunallur Commune Panchayat	2	13	2	12	0	1	14	1	15
14	T.R.Pattinam Commune Panchayat	2	40	0	22	0	5	22	5	27
15	Nervey Commune Panchayat	0	17	0	15	0	2	15	2	17
	TOTAL	31	2433	9	1406	2	280	1415	282	1697

Census of Government Employees -2014-15

Local Bodies

SI	NO	Departments	SC		ST		OBC		Others		PH		Ex-Servic		Male	Female	Total
			Male	Fe- male	Male	Fe- male	Male	Fe- male	Male	Fe- male	Male	Fe- male	Male	Fe- male			
	1	Pondicherry Municipality	200	37	12	9	309	48	0	0	1	0	2	0	524	94	618
	2	Oulgarete Municipality	119	41	2	0	266	37	0	0	6	2	1	0	394	80	474
	3	Karaikal Municipality	45	23	0	0	44	3	11	2	4	0	0	0	104	28	132
	4	Mahe Municipality	4	1	0	0	18	7	4	0	3	1	0	0	29	9	38
	5	Yanam Municipality	19	5	0	0	20	3	10	2	0	0	0	0	49	10	59
	6	Ariankuppam Commune Panchayat	15	4	0	0	30	8	0	0	4	0	0	0	49	12	61
	7	Bahour Commune Panchayat	0	0	0	0	0	0	0	0	0	0	0	0	0	0	0
	8	Villianur Commune Panchayat	46	7	0	0	50	5	0	0	2	0	0	0	98	12	110
	9	Mannadipet Commune Panchayat	12	3	0	0	45	3	0	0	3	0	0	0	60	6	66
	10	Nettapakkam Commune Panchayat	13	3	0	0	18	2	2	0	1	0	0	0	34	5	39
	11	Kottucherry Commune Panchayat	3	0	0	0	14	1	1	0	0	0	0	0	18	1	19
	12	Neungadu Commune Panchayat	4	0	0	0	15	2	1	0	0	0	0	0	20	2	22
	13	Thirunallur Commune Panchayat	4	0	0	0	10	1	0	0	0	0	0	0	14	1	15
	14	T.R.Pattinam Commune Panchayat	5	1	0	0	15	3	2	1	0	0	0	0	22	5	27
	15	Nervey Commune Panchayat	6	1	0	0	9	1	0	0	0	0	0	0	15	2	17
		TOTAL	495	126	14	9	863	124	31	5	24	3	3	0	1430	267	1697

Census of Government Employees -2014-15

Local Bodies

Sl.	Departments	Hindu	Christains	Muslim	Others	ALL
1	Pondicherry Municipality	558	56	4	0	618
2	Oulgarete Municipality	437	33	3	1	474
3	Karaikal Municipality	107	20	5	0	132
4	Mahe Municipality	38	0	0	0	38
5	Yanam Municipality	57	0	2	0	59
6	Ariankuppam Commune Panchayat	58	3	0	0	61
7	Bahour Commune Panchayat	0	0	0	0	0
8	Villianur Commune Panchayat	109	1	0	0	110
9	Mannadipet Commune Panchayat	66	0	0	0	66
10	Nettapakkam Commune Panchayat	39	0	0	0	39
11	Kottucherry Commune Panchayat	19	0	0	0	19
12	Neungadu Commune Panchayat	21	1	0	0	22
13	Thirunallur Commune Panchayat	14	1	0	0	15
14	T.R.Pattinam Commune Panchayat	24	3	0	0	27
15	Nervey Commune Panchayat	15	0	2	0	17
	TOTAL	1562	118	16	1	1697

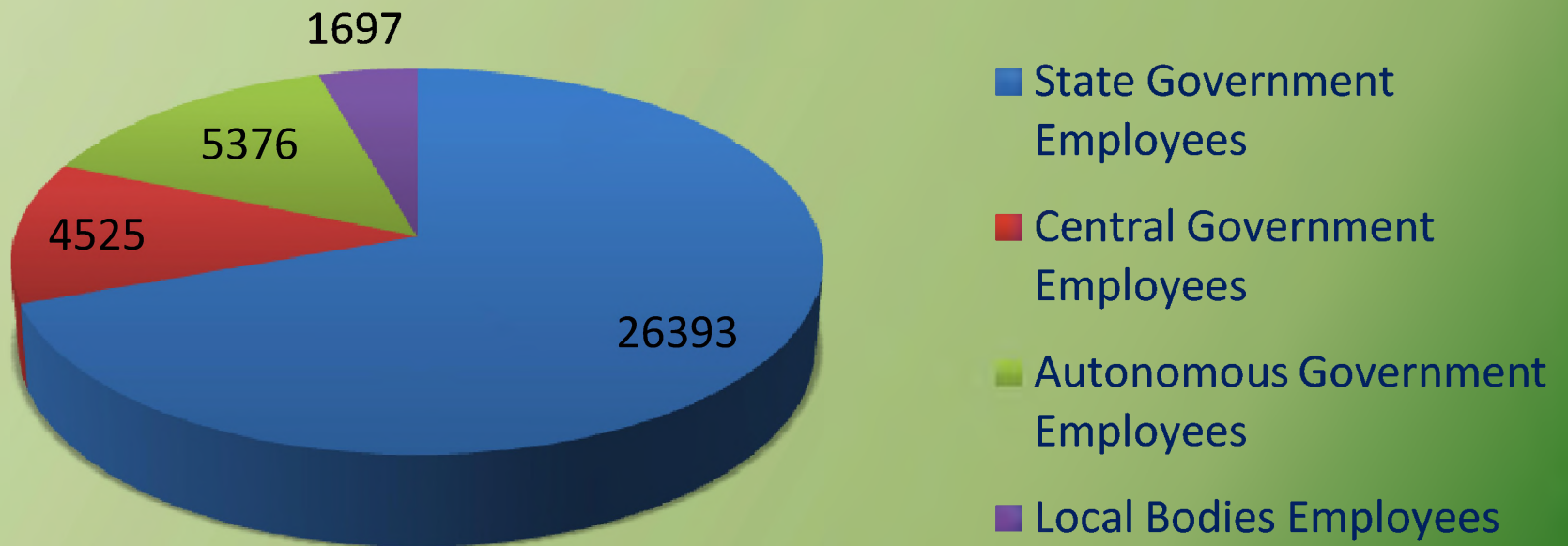
Census of Government Employees -2014-15

Sl. No	Departments	Sanction Post		Filled up Posts						
		G	NG	Gaz. Male	Non-Gaz. Male	Gaz. Female	Non-Gaz. Female	Male	Female	Total
1	State Government Employees	2209	24446	1404	17430	619	6940	18790	7603	26393
2	Central Government Employees	351	5213	180	2836	55	1454	3016	1509	4525
3	Autonomous Government Employees	264	8188	152	3054	39	2131	3206	2170	5376
4	Local Bodies Employees	31	2433	9	1406	2	280	1415	282	1697
	TOTAL	2855	40280	1745	24726	715	10805	26427	11564	37991

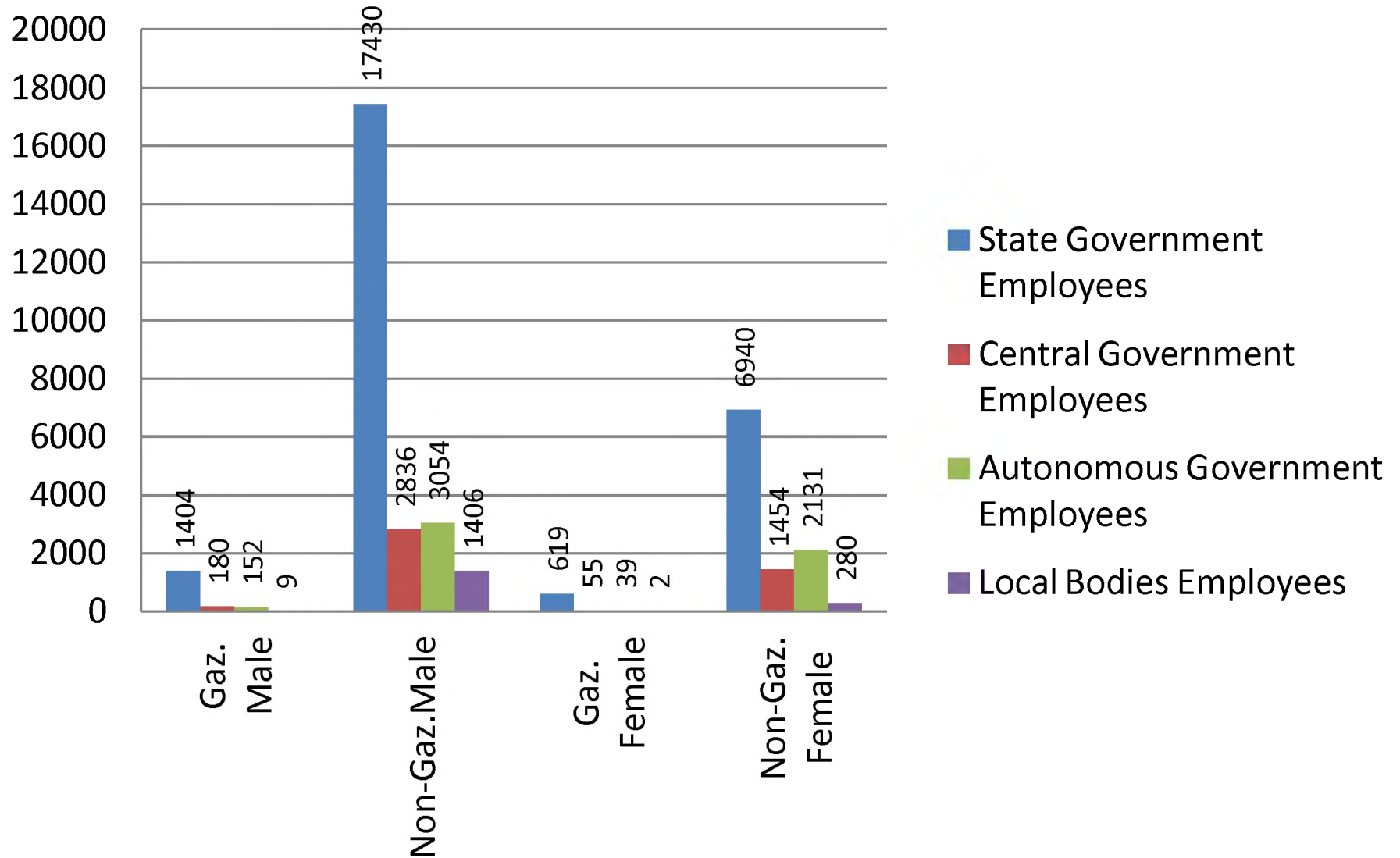
SI NO	Departments	SC		ST		OBC		Others		PH		Ex-Service		Male	Female	Total
		Male	Female	Male	Female	Male	Female	Male	Female	Male	Female	Male	Female			
1	State Government Employees	3560	1145	79	40	11687	4722	3057	1545	238	57	263	0	18884	7509	26393
2	Central Government Employees	639	273	58	30	785	488	1445	700	60	12	35	0	3022	1503	4525
3	Autonomous Government Employees	495	404	11	4	1918	1463	686	260	59	37	39	0	3208	2168	5376
4	Local Bodies Employees	495	126	14	9	863	124	31	5	24	3	3	0	1430	267	1697
	TOTAL	5189	1948	162	83	15253	6797	5219	2510	381	109	340	0	26544	11447	37991

Sl. No	Departments	TOTAL				
		Hindu	Christains	Muslim	Others	ALL
1	State Government Employees	24196	1432	504	261	26393
2	Central Government Employees	3962	466	93	4	4525
3	Autonomous Government Employees	5044	277	51	4	5376
4	Local Bodies Employees	1562	118	16	1	1697
	TOTAL	34764	2293	664	270	37991

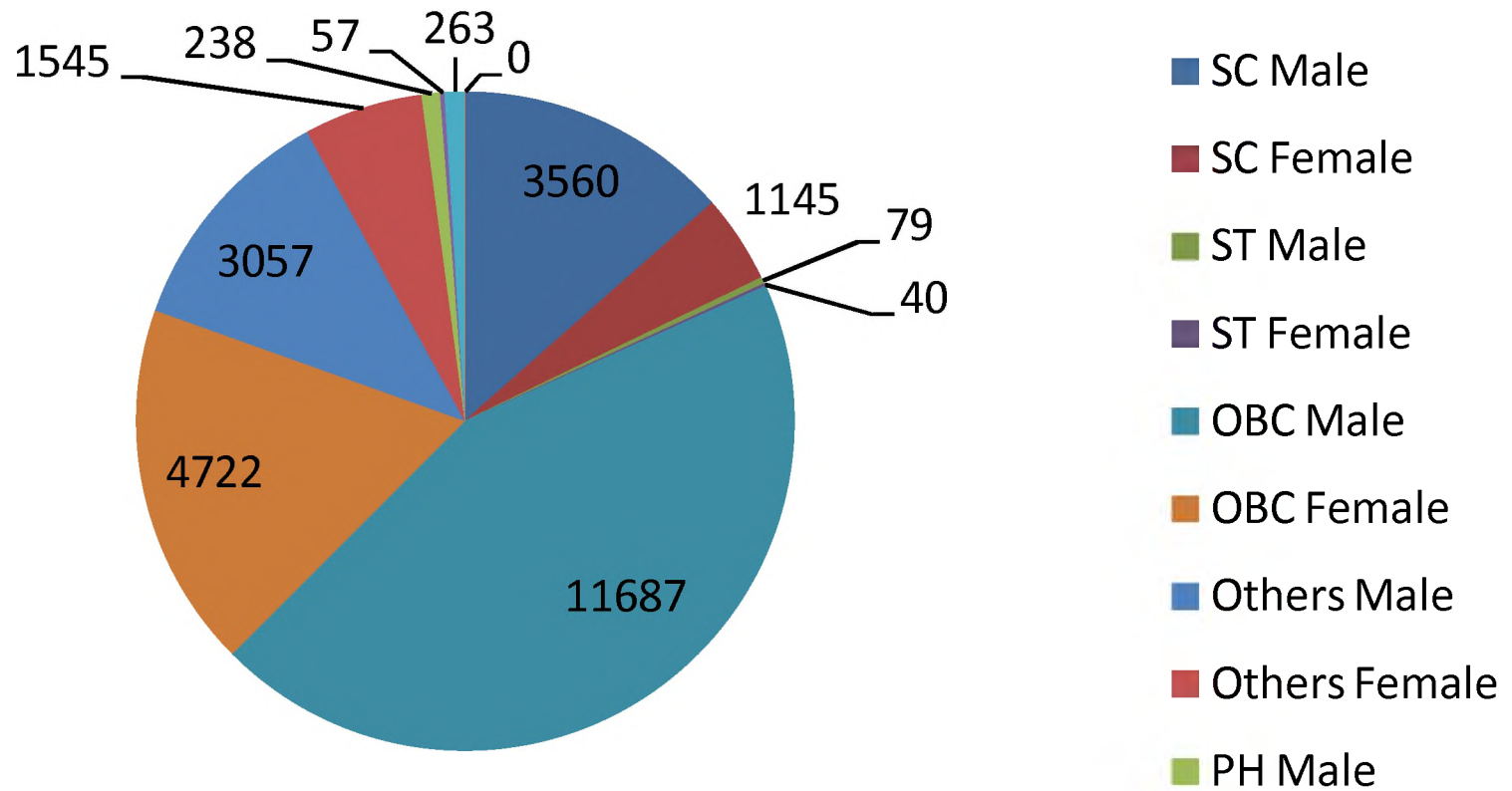
Government Employees in the U.T. of Puducherry



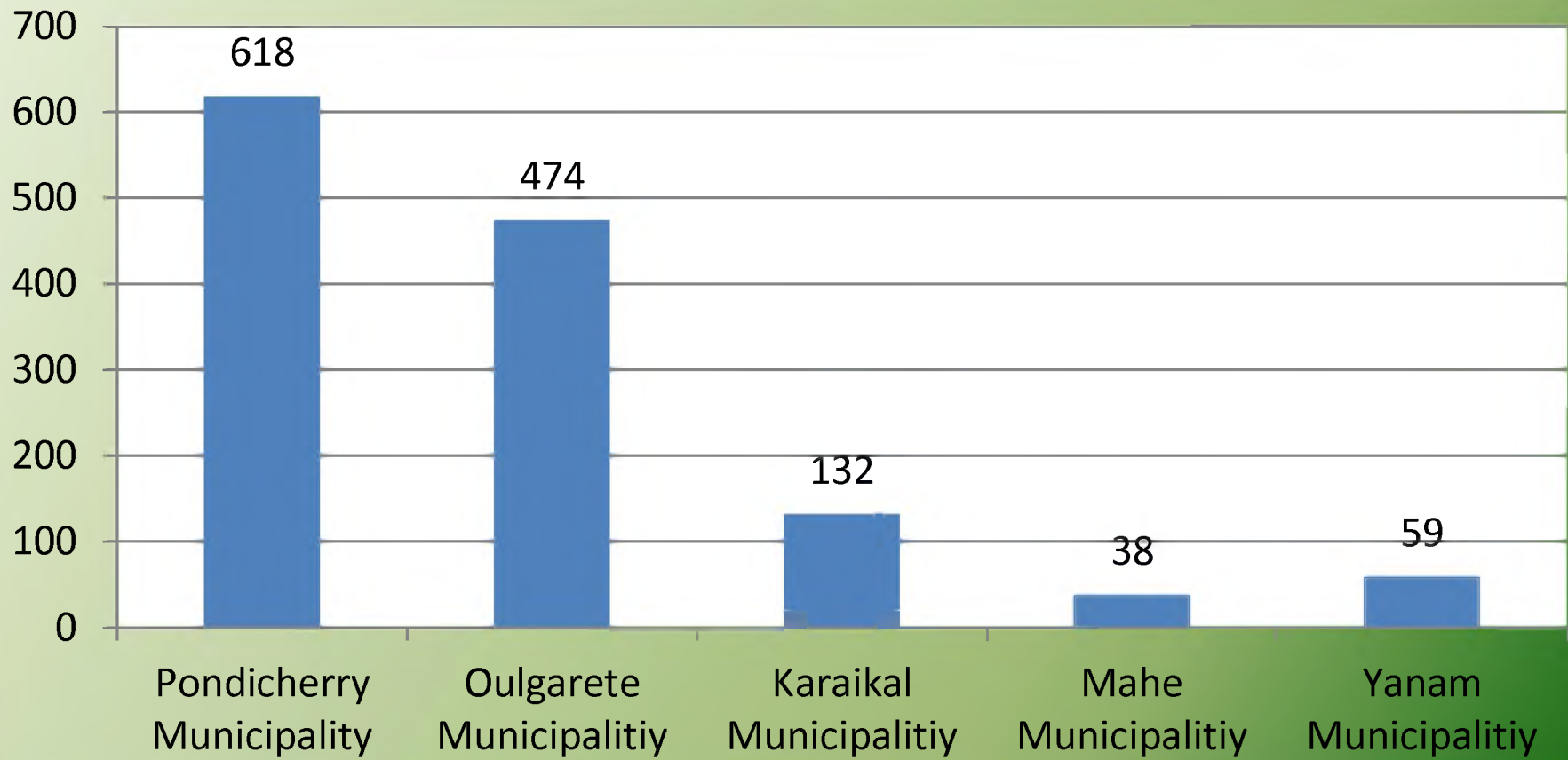
Filled up Post in U.T. of Puducherry



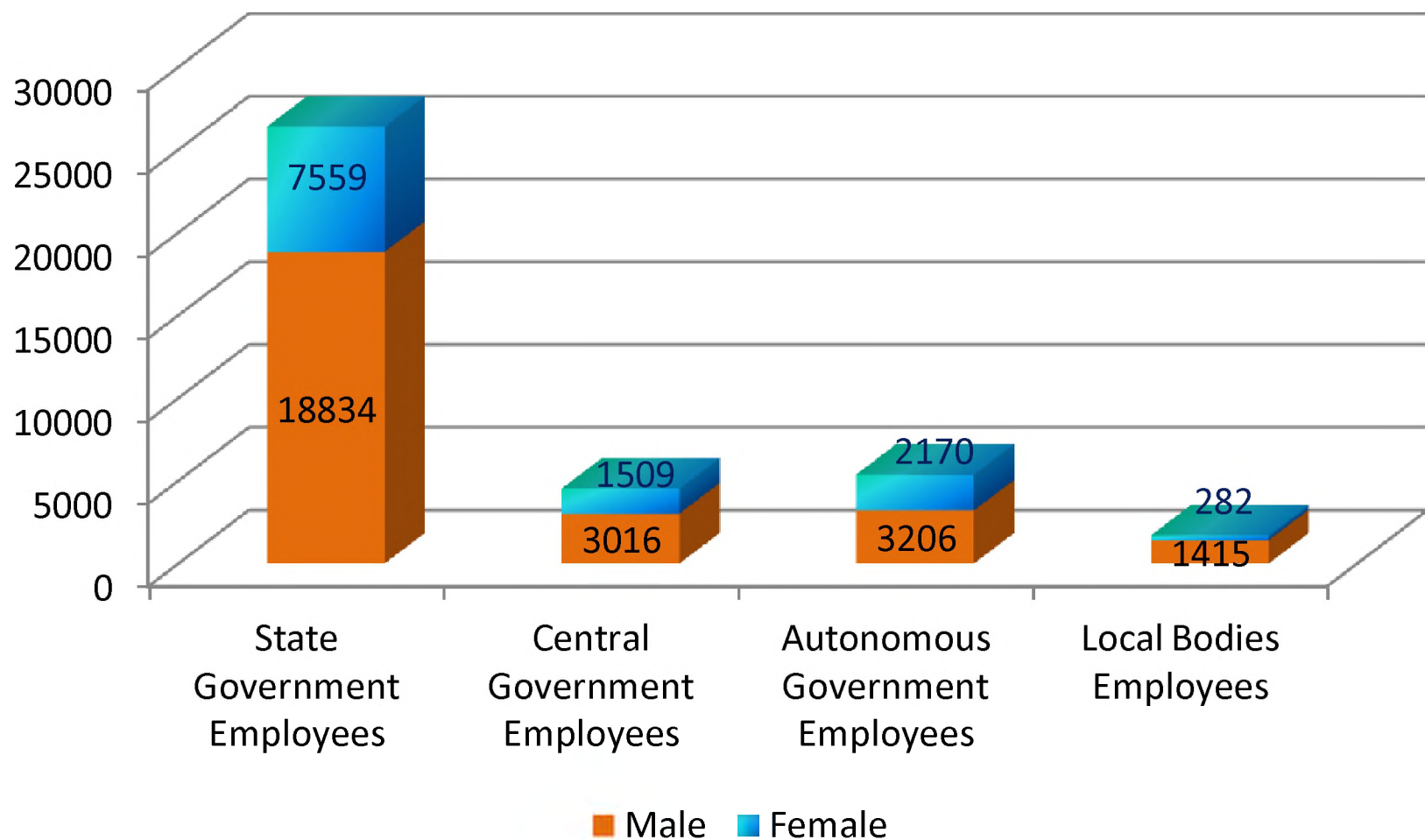
State Government Employees



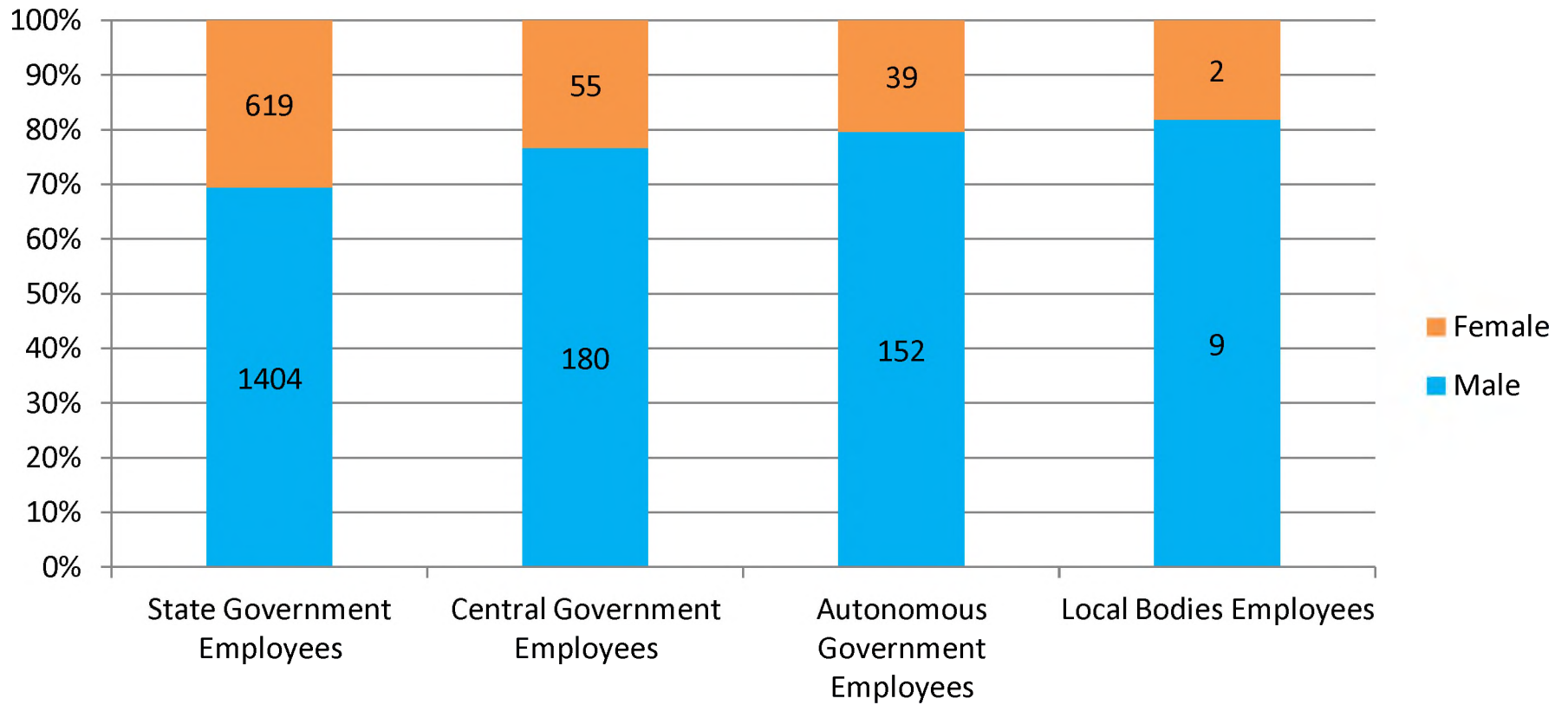
Employees in Municipalities



Employees - Genderwise



Gazetted Employees - Genderwise



STAFF ASSOCIATED

**Thiru.S.Chandrasekaran
Joint Director**

**Thiru. K. Balasubramian
Statistical Officer**

**Thiru. V. Annamalai
Statistical Inspector**

and

**Thiru M. Janagan
Data Entry Operator**

