



Published by

DIRECTORATE OF ECONOMICS AND STATISTICS

Puducherry

Phone : 0413-2248816, 2248685, 2242061

Fax : 0413-2246709

e-mail : eands.pon@nic.in

Website : <https://statistics.py.gov.in>

Designed and Printed at : Government Central Press, Puducherry -9.



सत्यमेव जयते

GOVERNMENT OF PUDUCHERRY

PUDUCHERRY AT A GLANCE

2018

PUDUCHERRY AT A GLANCE 2018

**DIRECTORATE OF ECONOMICS AND STATISTICS
PUDUCHERRY**



PUDUCHERRY

AT A GLANCE

2018

*DIRECTORATE OF ECONOMICS AND
STATISTICS, PUDUCHERRY*



D. MANIKANDAN, I.A.S.
SECRETARY
(Economics & Statistics)

Chief Secretariat
No.1 Goubert Avenue
Puducherry-605 001

PREFACE

I am happy that the Directorate of Economics and Statistics is bringing out its Annual publication entitled “Puducherry at a Glance 2018” which presents various statistical information in respect of U.T of Puducherry for the year 2017-18. The socio-economic indicators presented in the publication are essential for policy making in respect of various schemes implemented by the Departments.

I hope that this report would be useful to the Administrators, Planners, Research Scholars, Economists and General public. I am grateful to all the data source agencies for making available the requisite data well in advance which has enabled to bring out the publication in time.

The efforts put in by the officers and staff associated in collection, compiling, printing and binding the publication are appreciated.


D. MANIKANDAN, I.A.S.,
SECRETARY
(Economics & Statistics)

Puducherry
June, 2018.



Dr. R. RAMAKRISHNAN
DIRECTOR

**Directorate of Economics
and Statistics,
505, Kamaraj Salai,
Puducherry - 605 013**



STAFF ASSOCIATED

TMT. R. CHITRA
DEPUTY DIRECTOR

&

THIRU S. MANOHARAN
STATISTICAL OFFICER

Contents		
Chapter No.	Subject	Page No.
	An Overview of Puducherry	1
1	Selected Socio – Economic Indicators	5
2	Area	9
3	Agriculture	10
4	Animal Husbandry	14
5	Adi-Dravidar Welfare	15
6	Banking	18
7	Civil Supplies	19
8	Co-operation	20
9	School Education	21
10	Higher & Technical Education	27
11	Electricity	29
12	Fisheries	30
13	Sample Registration System	31
14	Health (Government Institutions)	32
15	Private Medical Institutions	33
16	Industries	34
17	Labour and Employment	35
18	Population 2011 Census	37
19	Estimated Population (2001-2021)	38
20	Population Indicators	39
21	Sector-wise BE, RE & Actuals 2017-18	40
22	Police and Crime	41
23	Telegraph	42
24	Women and Child Development	42
25	Price Index	43
26	Roads & Transport	44
27	Rural Development	45
28	Social Welfare	46
28	General Budgetary Position	49
30	State Income	50
31	Tourism	51
32	Vital Statistics	52
33	State-wise Population 2011 Census	53
34	U.T. wise Population 2011 Census	54
35	List of Revenue villages	55
36	General Elections to Puducherry Legislative Assembly 2016	56
37	Commodities	57
38	Sixth Economic Census 2012-13	58
	Statistical cells functioning in other Departments	59

AN OVERVIEW OF PUDUCHERRY

Puducherry (PDY), formerly known as Pondicherry, is a Union Territory of India. It was formed out of four exclaves of former French India, namely Puducherry, Karaikal, Yanam and Mahe. It is named after the largest district Puducherry. Pondicherry was transferred to the young Republic of India on 1st November 1954, legally on 16 August 1962, when French India ceased to exist but became the present Indian constituent state of Puducherry, still combining four coastal enclaves.

Historically known as Pondicherry, the territory changed its official name to Puducherry in September 2006 which signifies new settlement or new town. Puducherry lies in the southern part of the Indian Peninsular. The areas of Puducherry and Karaikal are bound by the state of Tamilnadu, while Yanam and Mahe otherwise called by the natives as Mayyazhi are enclosed by the states of Andhra Pradesh and Kerala respectively. Puducherry and Mahe are themselves amalgamations of non-contiguous enclaves, often called pockets in India. Puducherry region is made up of 11 such pockets, some of which are very small and entirely surrounded by the Tamilnadu State. Mahe region is made up of three pockets surrounded by Kerala State. All four regions of Puducherry are located in the coastal region. Five rivers in Puducherry region, seven in Karaikal, two in Mahe and one in Yanam drain into the sea, but none originates within the territory.

Puducherry city, capital of the U.T. of Puducherry, has an interesting cross-cultural history and its built form lends a unique identity to the city. The old part of Pondicherry is known as the Boulevard Town since it is bounded by four boulevards that one constituted the outer limits of the city's fortification. The Boulevard Town presents two distinct architectural styles in the Tamil and French quarters, which are separated by a canal and unified by a rectilinear grid plan. There are few monumental buildings in Pondicherry and the architectural character of the town is the result of hundreds of traditional-style houses (both in Tamil and French pattern) that form the unique streetscapes so distinctive of Pondicherry. The old Boulevard Town of Puducherry would be developed a "Heritage Zone" comprising of Tamil and French quarters. To highlight the heritage aspects of the city, Stainless steel plaques (each with a brief history of the site) were fixed on important heritage buildings. Old Pondicherry, like many cities in France, had blue-white enamel street signboards. Over the years most had been replaced with either plastic or concrete. New enamel signboards have

been fixed, mostly along heritage walk-routes. The Government of Puducherry owns a number of heritage buildings and has decided to restore some of these buildings to encourage similar efforts in the city.

The four regions of the Union Territory have a coast line of 45 km. Fishermen, in 39 marine fishing villages and 11 inland fishing villages are actively engaged in fishing.

Along with NCT of Delhi, Puducherry is one of two union territories in India that is entitled by special constitutional amendments to have an elected legislative assembly. There are One Lok Sabha Constituency and 30 Legislative Assembly Constituencies in the U.T. One Member of Parliament (Rajya Sabha) is representing the U.T. of Puducherry. Three members are nominated for the Legislative Assembly. The Centre is represented by the Lieutenant Governor, who resides at the Raj Nivas (Le Palais du Governor) at the Park, the former palace of the French Governor.

According to the Treaty of Cession of 1956, the four territories of former French India territorial administration are permitted to make laws with respect to specific matters. In many cases, such legislation may require ratification from the federal government or the assent of the President of India.

As per “The Pondicherry Official Language Act 1965” (Act No.3 of 1965)

Official Languages	: Tamil, English Telugu (Yanam region only) Malayalam (Mahe region only)
Official song (since 1971)	: Invocation to Goddess Tamil (Vazhvinil semmayai seibaval neeyae.....) The song was written by Poet Bharathidasan. When his house at Perumal koil street, Puducherry was acquired in the year 1971 to form a research centre, this song was made the official “Thamizh Thaaai Vaazhthu”.

On 16th April 2007, the Government of Puducherry announced the following are its State symbols.

Official symbols	: Animal: Squirrel Bird: Koel (Kuil) Flower: Cannonball flower (Nagalingapoo) Tree: Bael tree (Vilvam tree)
-------------------------	--

The Union Territory of Puducherry is extending over an area of 490 Sq.Kms. The U.T of Puducherry consists of two revenue districts viz., Puducherry District comprising of Puducherry, Mahe and Yanam regions and Karaikal District comprising of Karaikal region. There are 5 Municipalities, 10 Commune Panchayats, 8 Taluks and 3 Community Development Blocks. As per 2011 Census, total population of the U.T is 12,47,953. Of which, SC population is 1,96,325 (15.7%). There are 129 Revenue villages (Puducherry -81, Karaikal -37, Mahe -5 and Yanam -6). Of which, 10 Revenue villages are having more than half of their total population as Scheduled castes. Puducherry and Karaikal regions are classified into both urban and rural areas whereas entire Mahe and Yanam regions are classified as urban area. Puducherry is the 29th most populous and the third most densely populated state/UT in India.

There was an influx of students from across the country to Puducherry for education. Studying Medical Sciences is a much coveted dream to many students. The Medical colleges, including globally well known JIPMER, are here in Puducherry to fulfil the ambitions of many young aspirants.

As per SRS 2016, the Birth rate, Death rate and Infant mortality rates of Union Territory of Puducherry have been estimated at 13.9, 7.2 and 10 respectively.

The total area under all crops during 2016-17 was 25623 Hectares and the production of food grains, rice and sugarcane was in the order of 52257, 52164 and 209625 tonnes respectively. The Milk and Egg production under Animal Husbandry sector has been worked out to 48669 MTs and 113.62 lakhs respectively during 2017-18. There are 77 Large Scale, 191 Medium Scale and 9002 Small Scale Industries in the U.T. of Puducherry.

The Estimates of the Gross State Domestic Product of Puducherry in 2017-18 (AE) with base year 2011-12 has been worked out to Rs. 30869.86 crores and the Per Capita income for the year has been estimated at Rs. 1,91,250/- at Current Prices. The Consumer Price Index for Industrial workers of the Union Territory of Puducherry stands at 307 during March 2018 revealing that there exists increasing trend of prices in the Union Territory.

Puducherry Municipality has been selected under ‘Smart City Mission’. The Logo of Puducherry Smart City, designed by the Puducherry Smart City Development Limited (the special purpose vehicle formed by the territorial government under Companies Act), bagged the first place under Innovative Logo for Smart City. The logo

was designed considering the Heritage and Cultural Values of Puducherry and aspirations of the citizen. The logo also represents the bond between Puducherry and France. It depicts the statue of Mahatma Gandhi, six pillars representing the war trophy of Gingee Fort, the first lighthouse on the eastern coast, the statue of Dupleix, Pondicherry—the name given by French rulers, the Bay of Bengal and unique maritime identity, high quality cotton fabric, the Aayi Mandapam, the grid patterned streets planned by Danes and built by the French and the bicycle friendly city.

1. SELECTED SOCIO - ECONOMIC INDICATORS

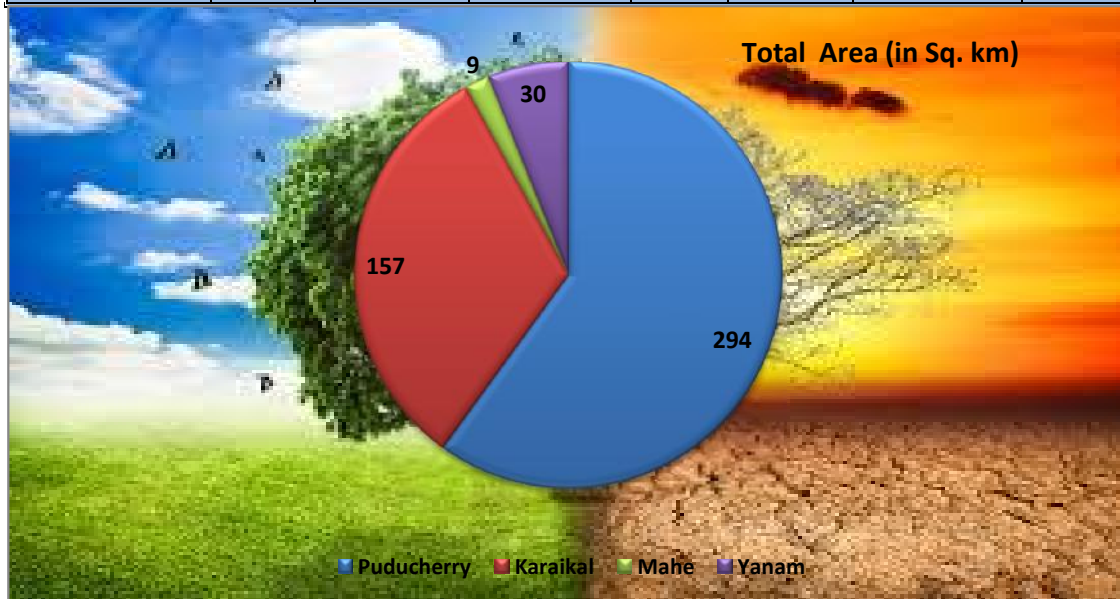
Item	Year	Unit	Puducherry	Karaikal	Mahe	Yanam	U.T.
Area		Sq. km.	294	157	9	30	490
Density of population	2011 census	Per sq. km.	3232	1275	4646	1854	2547
Towns	"	No.	6	2	1	1	10
Statutory Towns	"	"	3	1	1	1	6
Census Towns	"	"	3	1	0	0	4
Taluks	"	"	4	2	1	1	8
Municipalities	"	"	2	1	1	1	5
Commune Panchayats	"	"	5	5	0	0	10
Community Development Blocks	"	"	2	1	0	0	3
Revenue villages	"	"	81	37	5	6	129
Revenue villages having more than half of their total population as SCs	"	"	10	0	0	0	10
Population	"	Person	950289	200222	41816	55626	1247953
		(%)	(76.1)	(16.0)	(3.4)	(4.5)	(100.0)
Urban	"	"	657209 (69.2)	98102 (49.0)	41816 (100)	55626 (100)	852753 (68.3)
Rural	"	"	293080 (30.8)	102120 (51.0)	-	-	395200 (31.7)
Male	"	"	468258 (49.3)	97809 (48.9)	19143 (45.8)	27301 (49.1)	612511 (49.1)
Female	"	"	482031 (50.7)	102413 (51.1)	22673 (54.2)	28325 (50.9)	635442 (50.9)
Age 0-6 population	"	"	99838 (10.5)	22263 (11.1)	4553 (10.9)	6204 (11.2)	132858 (10.6)
Decadal growth	"	%	29.2	17.20	13.5	77.2	28.1
Sex Ratio	"	Females per '000 Males	1029	1047	1184	1038	1037
Child Sex Ratio (0-6 Age group)	"	Female child per '000 Male child	970	969	978	921	967
SC population	"	Person	152406	35348	144	8427	196325
		(%)	(16.0)	(17.7)	(0.3)	(15.2)	(15.7)
Urban	"	"	66782 (43.8)	10547 (29.8)	144 (100)	8427 (100)	85900 (43.8)
Rural	"	"	85624 (56.2)	24801 (70.2)	-	-	110425 (56.2)
Male	"	"	74129 (48.6)	17206 (48.7)	77 (53.5)	4100 (48.7)	95512 (48.6)
Female	"	"	78277 (51.4)	18142 (51.3)	67 (46.5)	4327 (51.3)	100813 (51.4)
Distribution of Religions							
Hindus	"	Person (%)	855294 (90.0)	152638 (76.2)	27940 (66.8)	53537 (96.2)	1089409 (87.3)
Muslims	"	"	32674 (3.4)	28835 (14.4)	12856 (30.8)	1191 (2.1)	75556 (6.1)
Christians	"	"	58328 (6.1)	18391 (9.2)	958 (2.3)	873 (1.6)	78550 (6.4)
Sikhs	"	Person	245	46	3	3	297
Buddhist	"	"	366	63	21	1	451
Jain	"	"	1328	54	14	4	1400
Others	"	"	147	14	3	4	168
Not stated	"	"	1907	181	21	13	2122

1. SELECTED SOCIO - ECONOMIC INDICATORS							
Item	Year	Unit	Puducherry	Karaikal	Mahe	Yanam	U.T.
Literacy rate							
Persons	"	%	85.4	87.1	97.9	79.5	85.8
Male	"	%	91.2	92.4	98.6	82.8	91.3
Female	"	%	79.9	82.0	97.3	76.4	80.7
House Holds							
Total No. of Households	2011 census	No.	230703	51219	7197	13308	302427
No. of House holds without Latrine facility	"	"	72744	19742	156	2413	95055
Permanent (HH)	"	"	183147	32245	7090	11637	234119
Semi Permanent (HH)	"	"	19253	9882	77	373	29585
Temporary (HH)	"	"	26853	7642	28	1279	35802
Normal (HH)	"	"	230765	49614	7396	13790	301565
Institutional (HH)	"	"	304	63	17	9	393
Houseless (HH)	"	"	444	28	7	13	492
Workers							
Total Workers (Main and Marginal workers)	2011 census	No.	348105	68301	11802	16760	444968
Main workers	"	"	315570	58342	10404	15373	399689
Marginal workers	"	"	32535	9959	1398	1387	45279
Non workers	"	"	602184	131921	30014	38866	802985
Health (Government of Puducherry Institutions)							
Hospitals	2017-18	No.	5	1	1	1	8
Medical College and Hospital	"	"	1	0	1	0	2
Dental College and Hospital	"	"	1	0	0	0	1
Chest Clinic	"	"	1	0	0	0	1
Community Health Centres	"	"	2	1	1	0	4
Primary Health Centres	"	"	27	11	1	1	40
Sub-centres	"	"	56	17	4	5	82
ESI Dispensaries	"	No.	11	2*	1	1	15
Doctors (U.T. Govt)**	"	"	343	92	38	33	506
Nurses (U.T. Govt)**	"	"	768	274	85	70	1197
Beds (U.T. Govt)**	"	"	1384	506	171	100	2161
JIPMER Beds	"	"	2465	0	0	0	2465
Birth Rate	SRS 2016						13.9
Death Rate	"						7.2
Infant Mortality Rate	"						10
* 1 Part time Dispensary ** Excluding IGMC&RI and MGPGIDS							
School Education (Government & Private)							
Primary school							
i. No. of Institutions	2017-18	No.	184	73	10	15	282
ii. No. of Students (All classes)	"	"	14998	5073	1287	1558	22916
Middle school							
i. No. of Institutions	"	No.	51	20	7	0	78
ii. No. of Students (All classes)	"	"	8549	2306	1292	0	12237

1. SELECTED SOCIO- ECONOMIC INDICATORS							
Item	Year	Unit	Pudu-cherry	Karaikal	Mahe	Yanam	U.T.
High school							
i. No. of Institutions	2017-18	No.	124	46	9	17	196
ii. No. of Students (All classes)	"	"	39659	10610	3388	6218	59875
Higher Secondary (including Junior college)							
i. No. of Institutions	"	No.	138	27	8	4	177
ii. No. of Students (All classes)	"	"	119117	20075	4065	1388	144645
Teacher Pupil Ratio							
Primary school	2017-18		1:13	1:11	1:23	1:14	1:13
Middle school	"		1:12	1:12	1:16	-	1:13
High school	"		1:18	1:15	1:20	1:17	1:17
Higher Secondary school	"		1:21	1:22	1:14	1:14	1:21
No. of girls per 100 boys							
Classes I to V	2017-18	No.	91	91	93	92	92
Classes VI to VIII	"	"	95	94	99	94	95
Classes IX & X	"	"	94	97	96	100	95
Classes XI & XII	"	"	112	126	89	120	113
All Stages	"	"	96	97	94	97	96
Anganwadi centres	2017-18	"	661	172	13	9	855
Aadhaar cards issued (Estimated population-2017)	As on 05.08.17	"	1008471 (1108355)	207304 (220263)	43322 (45127)	45491 (78404)	1304588 (1452149)
Agriculture							
Rain fall	June'16 to May'17	mm	634.0	915	2072.0	904	---
Net area sown	2016-17	Ha.	9642	4198	565	604	15009
Gross area irrigated	"	"	16121	4535	26	460	21142
Foodgrains Production	"	Matric Tonnes	45230	5065	--	1962	52257
Rice Production	"	"	45138	5064	--	1962	52164
Sugarcane Production	"	"	209625	--	--	--	209625
Fish Production							
Marine	2017	Matric Tonnes	13830.000	16361.510	5339.000	4013.500	39544.010
Inland	"	"	--	--	--	--	--
Animal Husbandry							
Milk Production	2017	MTs.	35414	10855	303	2097	48669
Egg Production	"	in. lakh No.	73.57	35.46	2.28	2.31	113.62
Civil Supplies							
Fair Price Shops	As on 31.03.18	No.	385	91	18	22	516
Ration shops run by Co-operative institutions		No.	361	82	18	22	483
Ration Cards							
APL (Yellow card)	"	"	118909	30479	7911	4470	161769
BPL cards							
i. AAY cards	"	No.	15692	9484	46	2125	27347
ii. Red cards	"	"	120724	20910	169	9653	151456
Total BPL cards	"	"	136416	30394	215	11778	178803
All Ration cards	"	%	(53.4)	(49.9)	(2.6)	(72.5)	(52.5)
	"	No.	255325	60873	8126	16248	340572

1. SELECTED SOCIO- ECONOMIC INDICATORS							
Item	Year	Unit	Pudu-cherry	Karaikal	Mahe	Yanam	U.T.
Banking							
No. of Scheduled Commercial Banks, PSCB, PCCLDB & RRBs/ Branches	As on 31.03.18	No.	195	50	15	11	271
Deposits	"	Rs. in crore	13205.86	1764.28	676.36	290.36	15936.86
Credit	"	"	9278.41	1698.76	306.69	206.34	11490.20
Population per Bank	Person	No.	4873	4004	2787	5057	4605
Transport							
Road length (by PWD)	As on 31.03.18	km.	482.843	194.282	27.068	37.595	741.788
Total Registered Motor vehicles		No.	931557	98024	12642	6886	1049109
Tourism							
Tourist arrival	2017	No.	1354940	265743	23711	18985	1663379
i. Foreign Tourist	"	"	128839	2349	212	7	131407
ii. Domestic Tourist	"	"	1226101	263394	23499	18978	1531972
Co-operation							
No. of Societies	As on 31.03.18	No.	353	82	34	45	514
Membership	As on 31.03.16	'000 Nos	472359	76379	49349	25923	624010
Primary Agricultural Credit Societies	As on 31.03.18	No.	46	6	2	0	54
Membership (PACS)	As on 31.03.16	"	121101	12893	178	0	134172
State Income							
Gross State Domestic product (at Current prices)	2017-18 (AE)	Rs. in crore					30869.86
Net State Domestic product (at Current prices)	"	"					28381.54
Per Capita Income	"	Rs.					191250

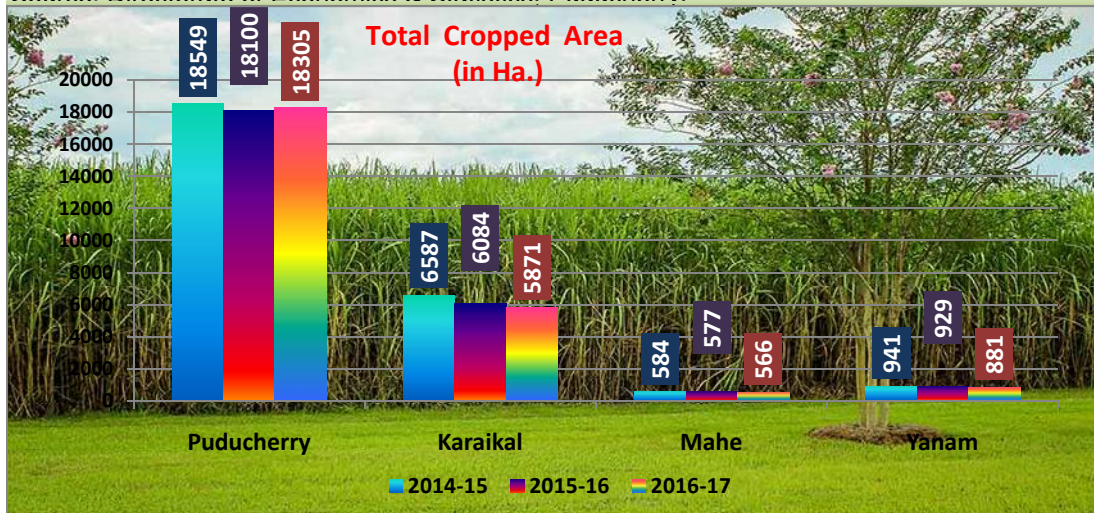
2. AREA							
Region	Area (sq. km.)	Geographical location		Towns	Municipalities	Communes	Taluks
		Latitude	Longitude				
1	2	3	4	5	6	7	8
Puducherry	294	Between 11° 46' & 12° 30' North	Between 79° 36' & 79° 53' East	6	2	5	4
Karaikal	157	Between 10° 49' & 11° 01' North	Between 79° 43' & 79° 52' East	2	1	5	2
Mahe	9	Between 11° 42' & 11° 43' North	Between 75° 31' & 75° 33' East	1	1	-	1
Yanam	30	Between 16° 42' & 16° 46' North	Between 82° 11' & 82° 19' East	1	1	-	1
U.T.	490			10	5	10	8



3. AGRICULTURE

Sl. No.	Item	Unit	2016-17				
			Puducherry	Karaikal	Mahe	Yanam	U.T.
1	2	3	4	5	6	7	8
1	Total Area according to Village papers	Hectares	29378	16012	870	2391	48651
2	Land not available for cultivation	„	12241	5634	254	1257	19386
3	Other Uncultivated land	„	1525	1510	11	45	3091
4	Current Fallow land	„	3202	1783	7	47	5039
5	Net Area Sown	„	9642	4198	565	604	15009
6	Total cropped area	„	18305	5871	566	881	25623
7	Area sown more than once	„	8663	1673	1	277	10614
8	Net Area Irrigated	„	8758	3816	26	284	12884
9	Gross Area Irrigated	„	16121	4535	26	460	21142
10	Foodgrains production	Tonnes	45230	5065	-	1962	52257
11	Rice production	„	45138	5064	-	1962	52164
12	Sugarcane production	„	209625	-	-	-	209625

Director, Directorate of Economics & Statistics, Puducherry



3. AGRICULTURE

3.1 Number of Holdings and Area operated as per 2010-11 Agricultural census

Category of Holding and Size class	Number of Holdings			Area operated (Hectares)		
	2005-06	2010-11	% change over the previous census	2005-06	2010-11	% change over the previous census
1	2	3	4	5	6	7
Marginal (less than 1.0 Ha)	24852	28481	14.6	7357.77	9834.06	33.65
Small (1.0 to 2.0 Ha)	2825	2779	(-) 27.35	5406.59	4067.59	(-) 24.77
Semi Medium (2.0 to 4.0 Ha)	1925	1449	(-) 24.73	5256.57	4138.4	(-) 21.27
Medium (4.0 to 10.0 Ha)	765	448	(-) 41.44	4433.85	2561.11	(-) 42.24
Large (10.0 Ha and above)	110	71	(-) 35.45	2001.17	1200.17	(-) 40.03
All Categories	31477	33228	5.56	24456.23	21801.33	(-) 10.86

Source: Agricultural census 2010-11



3. AGRICULTURE

3.2 Number of Operational Holdings and Area operated by Social groups as per 2010-11 Agricultural Census

Social Group	No. of Holdings	Area Operated (in Ha)
1	2	3
Scheduled castes	1303	689.64
Scheduled tribes	0	0
Others	31925	21111.69
Total	33228	21801.33

Source: Agricultural census 2010-11





3. AGRICULTURE

3.3 Region-wise Distribution of Number and Area of Operational Holdings as per 2005-06 and 2010-11 Agriculture censuses (Area in Hectares)

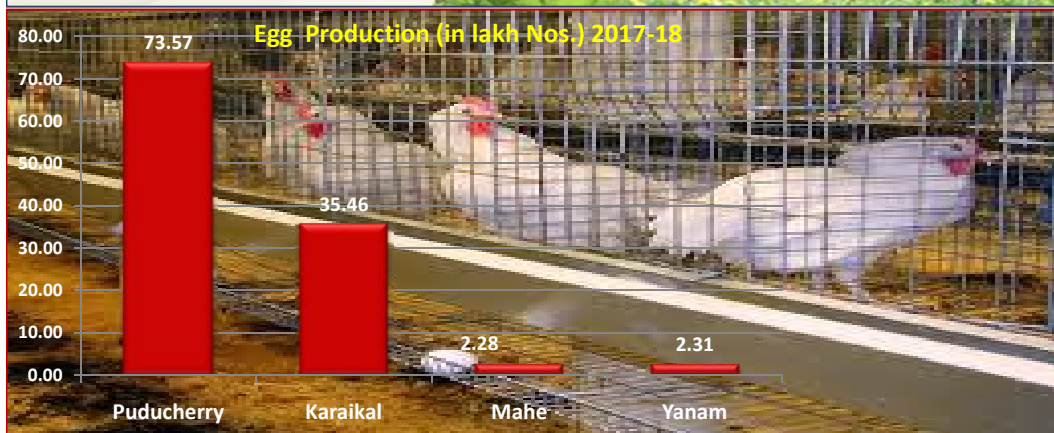
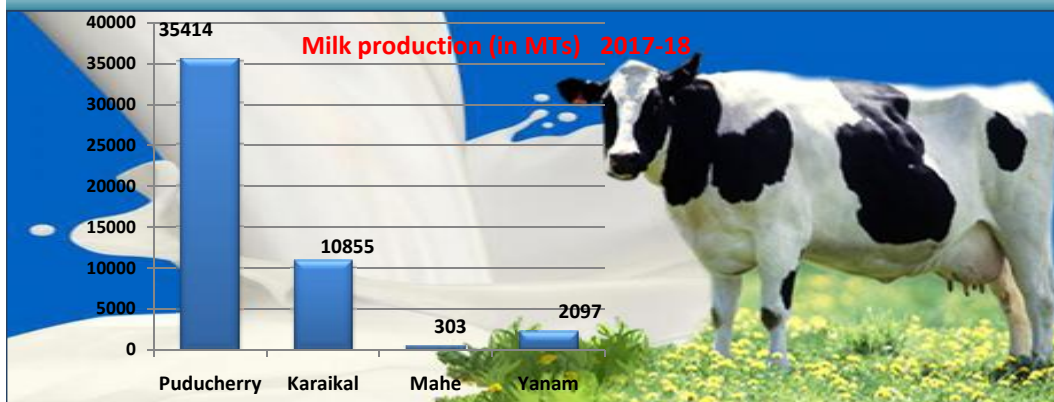
Region	Number		Percentage change in 2010-11 over 2005-06	Area operated		Percentage change in 2010-11 over 2005-06
	2005-06	2010-11		2005-06	2010-11	
1	2	3	4	5	6	7
Puducherry	17243	20872	21.05	14663.22	14594.43	(-) 0.47
Karaikal	7011	4606	(-) 34.3	8599.66	5974.74	(-) 30.52
Mahe	6786	7191	5.97	637.45	586.60	(-) 7.98
Yanam	437	559	27.92	555.90	645.56	16.13
Total	31477	33228	5.56	24456.23	21801.33	(-)10.86

Source: Agricultural census 2005-06 & 2010-11.



4. ANIMAL HUSBANDRY							
Sl. No.	Item	Unit	2017-18				
			Puducherry	Karaikal	Mahe	Yanam	U.T.
1	2	3	4	5	6	7	8
1	Milk Production	MTs.	35414	10855	303	2097	48669
2	Egg production	No. in lakhs	73.57	35.46	2.28	2.31	113.62
Meat Production							
3	I) Livestock	MTs.	4943.670	1972.045	113.200	228.662	7257.577
	II) Poultry	MTs.	4548.027	2620.587	78.221	114.155	7360.990
4	Veterinary Dispensaries	Nos.	9	6	1	1	17
5	Minor Dispensaries	"	15	3	-	-	18
6	Key village Units	"	49	16	3	3	71
7	Veterinary Assistant Surgeon	"	23	8	1	1	33
8	Assistant Veterinarians	"	78	24	3	4	109
9	Field Man	"	9	5	2	1	17
10	Attendant	"	87	37	7	6	137

Source: Animal Husbandry & Animal Welfare Department, Puducherry



5. ADI DRAVIDAR WELFARE

Region	Strength in the Hostel			No. of Inmates		
	Male	Female	Total	Male	Female	Total
Puducherry	1415	710	2125	859	326	1185
Karaikal	595	380	975	438	243	681
Yanam	120	100	220	63	53	116
Total	2130	1190	3320	1360	622	1982

Region	No. of Hostels		
	Boys	Girls	Total
Puducherry	11	5	16
Karaikal	6	4	10
Yanam	1	1	2
Total	18	10	28

Source: Adi Dravidar Welfare Department, Puducherry

5. ADI DRAVIDAR WELFARE

5.1 Socio-economic Development Schemes to SC people during the year 2017-18

Sl. No.	Name of the Scheme	No. of Beneficiaries			
		Pudu-cherry	Karaikal	Yanam	U.T.
I. Welfare measures to uplift to SC People - Plan					
1	Marriage assistance to the parents of poor SC bride	648	234	59	941
2	Financial Assistance to the poor SC Pregnant and Lactating women	1920	757	97	2774
3	Financial assistance for medical treatment to SC patients suffering from Prolonged diseases	1656	227	147	2030
4	Incentive award to Inter-caste Married couple	101	-	-	101
5	Grant of Financial assistance to the close relatives of the deceased SC people to perform funeral rites	903	295	4	1202
6	Free cloth Distribution to SC people (Deepavali & Pongal Festivals)	218166	36300	6308	260774
7	Financial assistance to the victims under SC/ST Prevention of atrocities Act, 1989	49	-	-	49
Total - I		223443	37813	6615	267871
II. Students Welfare Schemes (Plan)					
1	Award of Post Matric Scholarship to SC Students	5726	259	86	6071
2	Award of Pre Matric Scholarship to SC Students	6192	1985	492	8669
3	Grant of Opportunity Cost to the parents of SC girl students studying VI to XII std	6479	1020	354	7853
4	Retension Scholarship to SC students in Primary Schools	-	247	-	247
5	Dr. Ambedkar Financial Assistance to SC students undergoing professional course sponsored by CENTAC	875	-	-	875
Total - II		19272	3511	932	23715

5. ADI DRAVIDAR WELFARE

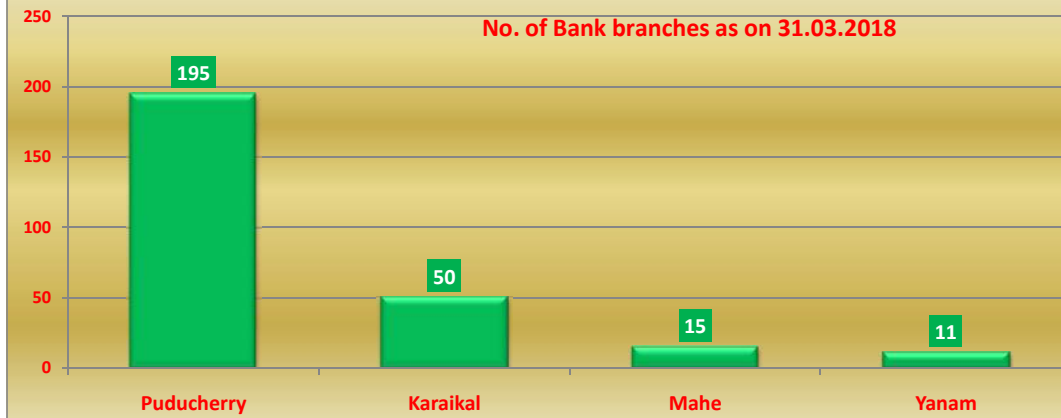
5.1 Socio-economic Development Schemes to SC people during the year 2017-18

Sl. No.	Name of the Scheme	No. of Beneficiaries			
		Puducherry	Karaikal	Yanam	U.T.
1	Providing Civic and Basic Amenities to SC proven area (work)	112	24	6	142
2	House construction Subsidies (4 lakhs)				
	1st Installment	85	8	4	97
	2nd Installment	740	64	36	840
	3rd Installment	659	76	29	764
3	Subsidy for Construction of Sanitary latrine	78	-	-	78
Total		1674	172	75	1921
Centrally Sponsored Scheme (CSS)					
1	Incentive award to Inter-caste Married couple	36	-	-	36
Non-Plan					
1	Incentive Award to Inter-caste married couple	42	2	11	55
2	Financial assistance to SC person to perform Funeral Rites	173	-	-	173
3	Vocational Training & Aid	47	-	-	47
4	Award of Post Matric scholarship to SC students	1016	251	-	1267
5	Award of Pre Matric scholarship to SC students	2649	1166	-	3815
6	Financial assistance in the form of stipend to SC Students (Training in Industrial Training Institution)	122	-	-	122
7	Grant of Uniform to Inmates of Hostels	1135	-	-	1135
8	Award of Dr. Ambedkar Memorial Scholarship	2	2	-	4
9	Special Incentive: Award of adhoc merit grant (Special Incentive) to Scheduled Caste students who secured 65%)	831	102	84	1017
10	Retention Scholarship to SC students in Primary School (Girls only)	4360	486	422	5268
Total		10377	2009	517	12903

Source: Adi Dravidar Welfare Department, Puducherry

6. BANKING

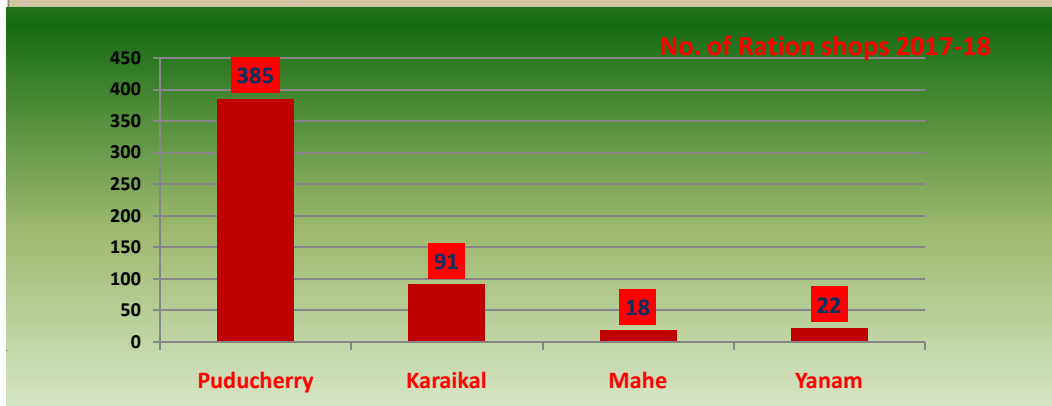
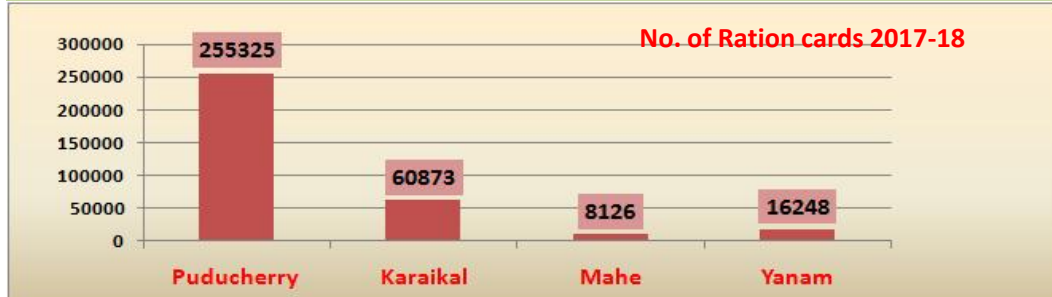
Sl. No.	Item	Unit	Puducherry	Karaikal	Mahe	Yanam	U.T.
1	2	3	4	5	6	7	8
Scheduled Commercial Banks, PSCB, PCCLDB & RRBs / Branches (as on 31.03.2018)							
I	Branches (including Main Branches)	No.	195	50	15	11	271
	Deposit	₹ in crores	13205.86	1764.28	676.36	290.36	15936.86
	Credit	"	9278.41	1698.76	306.69	206.34	11490.20
	Credit Deposit Ratio		70%	96%	45%	71%	72%
	Population per Bank	Person	4873	4004	2787	5057	4605
Co-operative Urban Bank (as on 31.03.2017)							
II	Branches (including Main Branch)	Nos.	6	-	-	-	6
	Members	"	26430	-	-	-	26430
	Liability	Rs. in lakhs	18167.37	-	-	-	18167.37
	Assets	"	18167.37	-	-	-	18167.37
	State Co-operative Bank (as on 31.03.2017)						
III	Branches (including Main Branch)	No.	23	3	1	1	28
	Members	"	239	28	9	7	283
	Liability	Rs. in lakhs	68074.49	2675.03	2389.23	2747.10	75885.80
	Assets	"	71196.99	3868.88	69.81	750.12	75885.80



7. CIVIL SUPPLIES

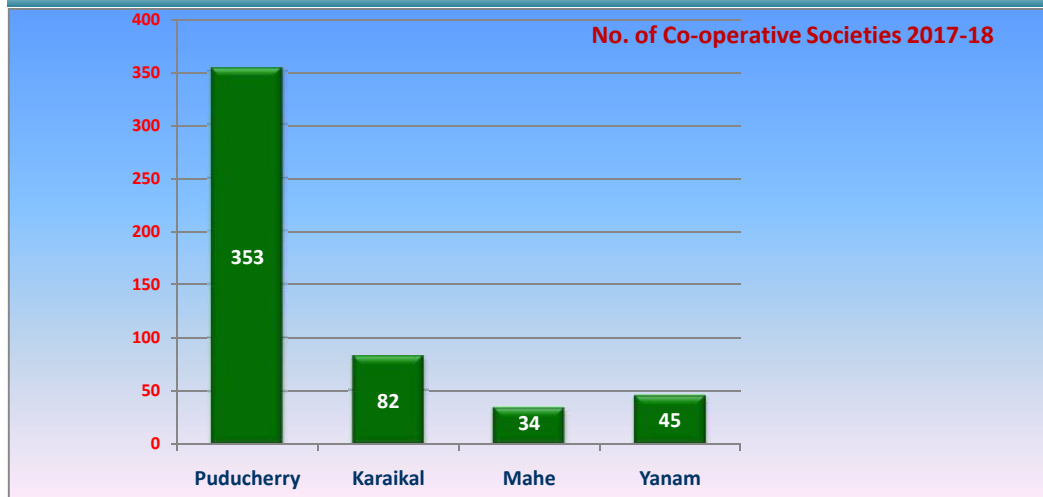
Sl. No.	Item	Unit	As on 31.03.2018				
			Puducherry	Karaikal	Mahe	Yanam	U.T.
1	2	3	4	5	6	7	8
1	Total No. of Ration Shops	No.	385	91	18	22	516
2	Ration shops run by Co-operative Institutions	"	361	82	18	22	483
3	Ration Cards						
a	APL (Yellow card)	"	118909	30479	7911	4470	161769
b	BPL cards						
	i. AAY cards	"	15692	9484	46	2125	27347
	ii. Red cards	"	120724	20910	169	9653	151456
	Total BPL cards	" (%)	136416 (53.4)	30394 (49.9)	215 (2.6)	11778 (72.5)	178803 (52.5)
c	All Ration cards	"	255325	60873	8126	16248	340572

Source: Department of Civil Supplies & Consumer Affairs, Puducherry.



8. CO-OPERATION							
Sl. No.	Item	Unit	Puducherry	Karaikal	Mahe	Yanam	U.T.
1	2	3	4	5	6	7	8
1	Societies (as on 31.03.2018)	No.	353	82	34	45	514
2	Membership (as on 31.03.2016)	'000 No.	472359	76379	49349	25923	624010
3	Working Capital (as on 31.03.2016)	Rs. in lakhs	206246.23	15083.86	14407.06	2086.87	237824.02
4	Primary Agricultural Credit Societies (as on 31.03.2018)	No.	48	6	2	0	56
5	Membership (PACS) (as on 31.03.2016)	"	121101	12893	178	0	134172

Source: Office of the Registrar of Co-operative Societies, Puducherry.



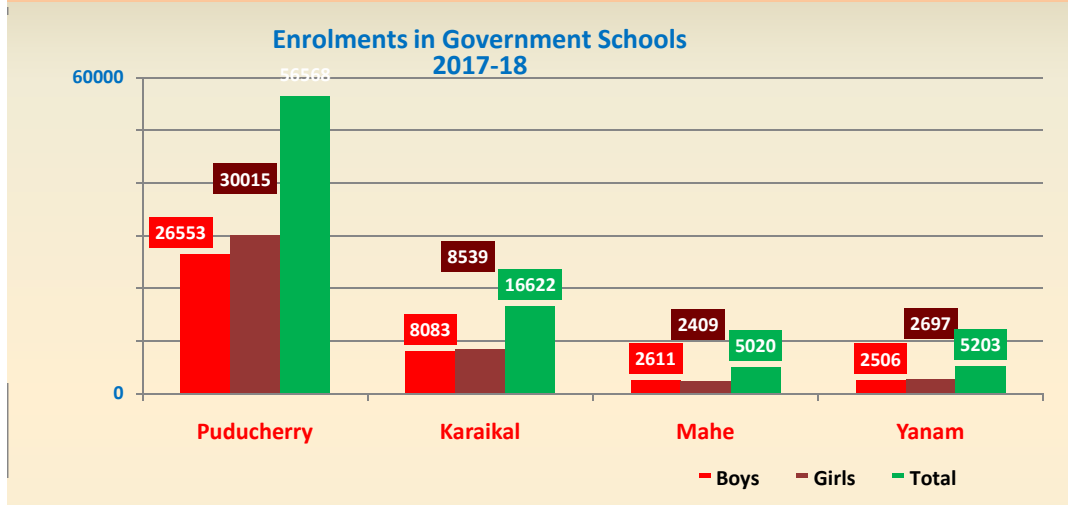
9. SCHOOL EDUCATION
(State & Central Government Schools)

Sl. No.	Item	Unit	2017-18				
			Puducherry	Karaikal	Mahe	Yanam	U.T.
1	2	3	4	5	6	7	8
I INSTITUTIONS							
	Pre-primary attached with Primary, Middle, High & Hr. Sec. Schools	Nos.	190	78	10	17	295
	Primary Schools	"	151	60	8	15	234
	Middle Schools	"	33	14	2	0	49
	High Schools	"	44	18	4	8	74
	Higher Sec. Schools	"	48	12	5	1	66
	Junior College	"	0	0	0	1	1
	All	"	276	104	19	25	424
II ENROLMENT (by type of school)							
	Pre-primary (LKG & UKG)	"	4092	1650	447	686	6875
	Primary Schools	"	10928	3598	993	1558	17077
	Middle Schools	"	4803	1596	403	0	6802
	High Schools	"	11770	3882	1392	2329	19373
	Higher Sec. Schools	"	24975	5896	1785	306	32962
	Junior College	"	0	0	0	324	324
	All	"	56568	16622	5020	5203	83413
III ENROLMENT (by Stage)							
Pre-Primary							
	Boys	"	2009	842	218	309	3378
	Girls	"	2083	808	229	377	3497
	Total	"	4092	1650	447	686	6875
Primary (Classes I-V)							
	Boys	"	8095	2710	784	882	12471
	Girls	"	8403	2678	727	924	12732
	Total	"	16498	5388	1511	1806	25203
Upper Primary (Classes VI-VIII)							
	Boys	"	6517	1894	547	692	9650
	Girls	"	7423	1944	511	718	10596
	Total	"	13940	3838	1058	1410	20246
Secondary (Classes IX&X)							
	Boys	"	5488	1527	545	451	8011
	Girls	"	6026	1537	507	478	8548
	Total	"	11514	3064	1052	929	16559
Higher Secondary (Classes XI&XII)							
	Boys	"	4444	1110	517	172	6243
	Girls	"	6080	1572	435	200	8287
	Total	"	10524	2682	952	372	14530
All Stages							
	Boys	"	26553	8083	2611	2506	39753
	Girls	"	30015	8539	2409	2697	43660
	Total	"	56568	16622	5020	5203	83413

9. SCHOOL EDUCATION
(State & Central Government Schools)

Sl. No.	Item	Unit	2017-18				
			Puducherry	Karaikal	Mahe	Yanam	U.T.
1	2	3	4	5	6	7	8
IV	Teacher Pupil Ratio						
	Primary School		1 : 12	1 : 11	1 : 25	1 : 14	1 : 12
	Middle School		1 : 12	1 : 12	1 : 25	-	1 : 12
	High School		1 : 16	1 : 14	1 : 18	1 : 15	1 : 15
	Higher Secondary School		1 : 18	1 : 21	1 : 10	1 : 14	1 : 18
V	No. of Girls per 100 boys						
	Primary (Classes I-V)	No.	104	99	93	105	102
	Upper Primary (Classes VI-VIII)	"	114	103	93	104	110
	Secondary (Classes IX&X)	"	110	101	93	106	107
	Higher Secondary (Classes XI&XII)	"	137	142	84	116	133
	All Stages	"	114	107	91	106	110

Source: Directorate of School Education, Puducherry



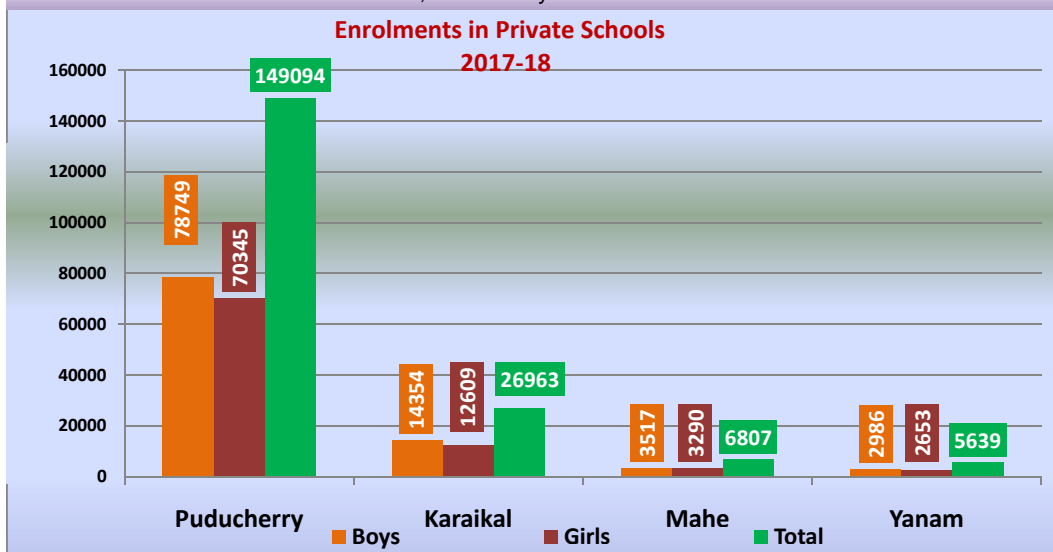
9.1 SCHOOL EDUCATION
(Private Aided & Un-aided Schools)

Sl. No.	Item	Unit	2017-18				
			Pudu-cherry	Karai-kal	Mahe	Yanam	U.T.
1	2	3	4	5	6	7	8
I	INSTITUTIONS						
	Pre-primary attached with Primary, Middle, High & Hr. Sec. Schools	Nos.	207	56	15	9	287
	Primary Schools	"	33	13	2	0	48
	Middle Schools	"	18	6	5	0	29
	High Schools	"	80	28	5	9	122
	Hr. Sec.Schools	"	90	15	3	0	108
	Junior College	"	0	0	0	2	2
	All	"	221	62	15	11	309
II	ENROLMENT (by type)						
	Pre-primary (LKG & UKG)	"	19247	3871	1258	992	25368
	Primary Schools	"	4070	1475	294	0	5839
	Middle Schools	"	3746	710	979	0	5435
	High Schools	"	27889	6728	1996	3889	40502
	Hr. Sec.Schools	"	94142	14179	2280	0	110601
	Junior College	"	0	0	0	758	758
	All	"	149094	26963	6807	5639	188503
III	ENROLMENT (by Stage)						
	Pre-Primary						
	Boys	"	10083	2239	687	528	13537
	Girls	"	9164	1632	571	464	11831
	Total	"	19247	3871	1258	992	25368
	Primary (Classes I-V)						
	Boys	"	32307	6049	1852	1184	41392
	Girls	"	28559	5326	1712	971	36568
	Total	"	60866	11375	3564	2155	77960
	Upper Primary (Classes VI-VIII)						
	Boys	"	17683	3265	609	562	22119
	Girls	"	15668	2916	628	458	19670
	Total	"	33351	6181	1237	1020	41789
	Secondary (Classes IX&X)						
	Boys	"	11276	1891	223	371	13761
	Girls	"	9799	1770	227	343	12139
	Total	"	21075	3661	450	714	25900
	Higher Secondary (Classes XI&XII)						
	Boys	"	7400	910	146	341	8797
	Girls	"	7155	965	152	417	8689
	Total	"	14555	1875	298	758	17486
	All Stages						
	Boys	"	78749	14354	3517	2986	99606
	Girls	"	70345	12609	3290	2653	88897
	Total	"	149094	26963	6807	5639	188503

**9.1 SCHOOL EDUCATION
(Private Aided & Un-aided Schools)**

Sl. No.	Item	Unit	2017-18				
			Puducherry	Karaikal	Mahe	Yanam	U.T.
1	2	3	4	5	6	7	8
IV	Teacher Pupil Ratio						
	Primary School		1 : 15	1 : 12	1 : 16	0	1 : 14
	Middle School		1 : 13	1 : 13	1 : 14	0	1 : 13
	High School		1 : 20	1 : 15	1 : 22	1 : 18	1 : 19
	Higher Sec.School		1 : 22	1 : 23	1 : 19	0	1 : 22
V	No. of girls per 100 boys						
	Primary (Classes I-V)	No.	88	88	92	82	88
	Upper Primary (Classes VI-VIII)	"	89	89	103	81	89
	Secondary (Classes IX&X)	"	87	94	102	92	88
	Higher Secondary (Classes XI&XII)	"	97	106	104	122	99
	All Stages	"	89	91	96	89	90

Source: Directorate of School Education, Puducherry



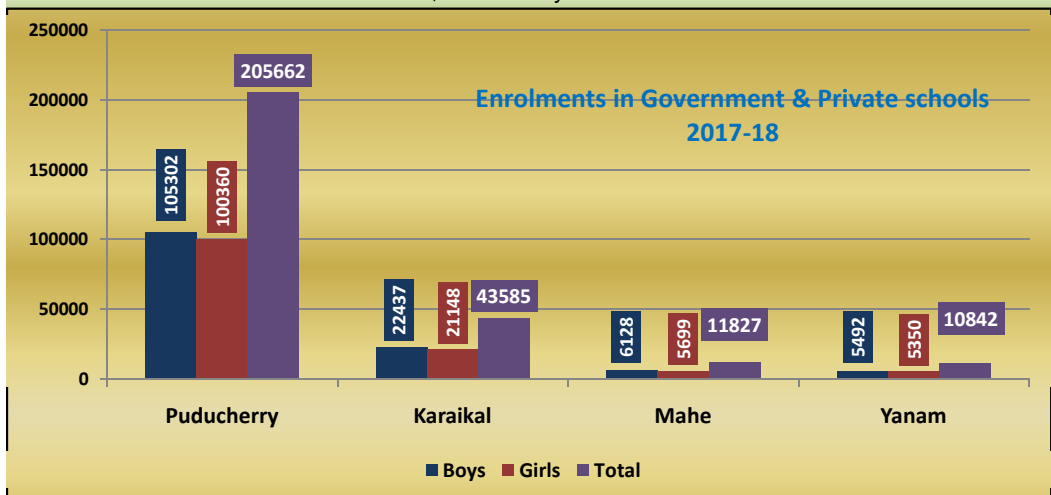
**9.2 SCHOOL EDUCATION
(Government & Private Schools)**

Sl. No.	Item	Unit	2017-18				
			Pudu-cherry	Karai-kal	Mahe	Yanam	U.T.
1	2	3	4	5	6	7	8
	INSTITUTIONS						
I	Pre-primary attached with Primary, Middle, High & Hr. Sec. Schools	Nos.	398	134	25	25	582
	Primary Schools	"	184	73	10	15	282
	Middle Schools	"	51	20	7	-	78
	High Schools	"	124	46	9	17	196
	Higher Sec.Schools	"	138	27	8	1	174
	Junior College	"	-	-	-	3	3
	All	"	497	166	34	36	733
	ENROLMENT (by type of school)						
II	Pre-primary (LKG & UKG)	"	23339	5521	1705	1678	32243
	Primary Schools	"	14998	5073	1287	1558	22916
	Middle Schools	"	8549	2306	1382	-	12237
	High Schools	"	39659	10610	3388	6218	59875
	Higher Sec. Schools	"	119117	20075	4065	306	143563
	Junior College	"	-	-	-	1082	1082
	All	"	205662	43585	11827	10842	271916
	ENROLMENT (by stage)						
III	Pre-Primary						
	Boys	"	12092	3081	905	837	16915
	Girls	"	11247	2440	800	841	15328
	Total	"	23339	5521	1705	1678	32243
	Primary (Classes I-V)						
	Boys	"	40402	8759	2636	2066	53863
	Girls	"	36962	8004	2439	1895	49300
	Total	"	77364	16763	5075	3961	103163
	Upper Primary (Classes VI-VIII)						
	Boys	"	24200	5159	1156	1254	31769
	Girls	"	23091	4860	1139	1176	30266
	Total	"	47291	10019	2295	2430	62035
	Secondary (Classes IX & X)						
	Boys	"	16764	3418	768	822	21772
	Girls	"	15825	3307	734	821	20687
	Total	"	32589	6725	1502	1643	42459
	Higher Secondary (Classes XI & XII)						
	Boys	"	11844	2020	663	513	15040
	Girls	"	13235	2537	587	617	16976
	Total	"	25079	4557	1250	1130	32016
	All stages						
Boys	"	105302	22437	6128	5492	139359	
Girls	"	100360	21148	5699	5350	132557	
Total	"	205662	43585	11827	10842	271916	

**9.2 SCHOOL EDUCATION
(Government & Private Schools)**

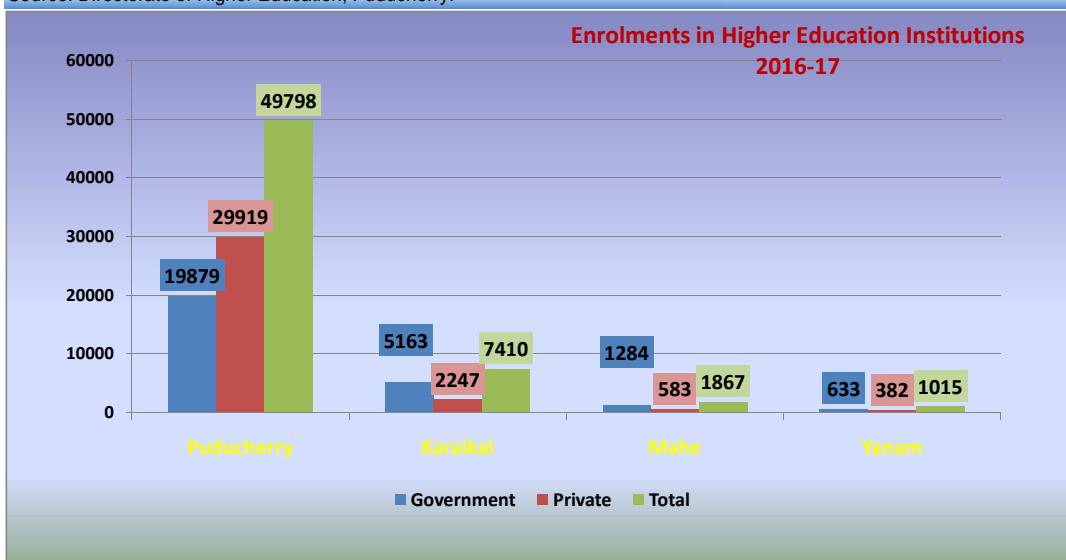
Sl. No.	Item	Unit	2017-18				
			Pudu-cherry	Karai-kal	Mahe	Yanam	U.T.
1	2	3	4	5	6	7	8
IV	Teacher Pupil Ratio						
	Primary School		1 : 13	1 : 11	1 : 23	1 : 14	1 : 13
	Middle School		1 : 12	1 : 12	1 : 16	0	1 : 13
	High School		1 : 18	1 : 15	1 : 20	1 : 17	1 : 17
	Higher Secondary School		1 : 21	1 : 22	1 : 14	1 : 14	1 : 21
V	No. of Girls per 100 boys						
	Primary (Classes I -V)	No.	91	91	93	92	92
	Upper Primary (Classes VI -VIII)	"	95	94	99	94	95
	Secondary (Classes IX & X)	"	94	97	96	100	95
	Higher Secondary (Classes XI & XII)	"	112	126	89	120	113
	All Stages	"	96	97	94	97	96

Source: Directorate of School Education, Puducherry



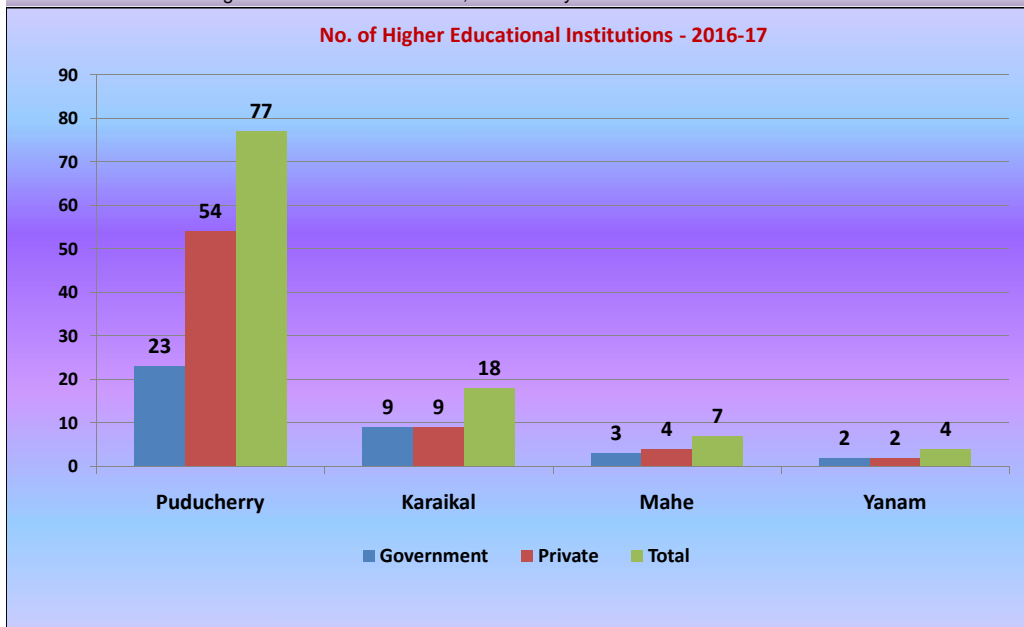
10. HIGHER & TECHNICAL EDUCATION																		
Sl. No.	Item	Unit	2016-17															
			Puducherry			Karaikal			Mahe			Yanam			U.T.			
			Govt	Pvt	Total	Govt	Pvt	Total	Govt	Pvt	Total	Govt	Pvt	Total	Govt	Pvt	Total	
I INSTITUTIONS																		
1	University	Nos.	1	0	1	0	0	0	0	0	0	0	0	0	0	1	0	1
2	Arts ,Science& Commerce Colleges	"	7	3	10	2	1	3	1	1	2	1	0	1	11	5	16	
3	Professional Institutes (Below Degree Level)	"	5	5	10	3	1	4	1	1	2	1	1	2	10	8	18	
4	Professional Institutes (Degree Level & Above)	"	10	46	56	4	7	11	1	2	3	0	1	1	15	56	71	
Total		"	23	54	77	9	9	18	3	4	7	2	2	4	37	69	106	
II ENROLMENT																		
1	University	"	5873	0	5873	0	0	0	0	0	0	0	0	0	5873	0	5873	
2	Arts ,Science& Commerce Colleges	"	5166	5723	10889	2182	310	2492	935	0	935	496	0	496	8779	6033	14812	
3	Professional Institutes (Below Degree Level)	"	1634	872	2506	1266	0	1266	106	0	106	137	179	316	3143	1051	4194	
4	Professional Institutes (Degree Level & Above)	"	7206	23324	30530	1715	1937	3652	243	583	826	0	203	203	9164	26047	35211	
Total		"	19879	29919	49798	5163	2247	7410	1284	583	1867	633	382	1015	26959	33131	60090	

Source: Directorate of Higher Education, Puducherry.




10.1 HIGHER & TECHNICAL EDUCATION																		
Sl. No.	Item	Unit	2016-17															
			Puducherry			Karaikal			Mahe			Yanam			U.T.			
			Govt	Pvt	Total	Govt	Pvt	Total	Govt	Pvt	Total	Govt	Pvt	Total	Govt	Pvt	Total	
1	University	Nos.	1	0	1	0	0	0	0	0	0	0	0	0	0	1	0	1
2	Arts, Science & Commerce	"	7	3	10	2	1	3	1	1	2	1	0	1	11	5	16	
3	Professional Institutes (Below Degree Level)																	
a	D.T. Ed	"	1	3	4	1	1	2	0	1	1	0	1	1	2	6	8	
b	Polytechnics	"	2	2	4	2	0	2	1	0	1	1	0	1	6	2	8	
c	Catering	"	1	0	1	0	0	0	0	0	0	0	0	0	1	0	1	
d	Others (French Institute)	"	1	0	1	0	0	0	0	0	0	0	0	0	1	0	1	
e	TOTAL	"	5	5	10	3	1	4	1	1	2	1	1	2	10	8	18	
4	Professional Institutes (Degree level and above)																	
a	Medical	"	2	6	8	0	1	1	1	0	1	0	0	0	3	7	10	
b	Research	"	1	0	1	0	0	0	0	0	0	0	0	0	1	0	1	
c	Dental	"	1	2	3	0	0	0	0	1	1	0	0	0	1	3	4	
d	Para Medical	"	1	1	2	0	0	0	0	0	0	0	0	0	1	1	2	
e	Nursing	"	1	9	10	0	0	0	0	0	0	0	0	0	1	9	10	
f	Engineering	"	1	13	14	2	2	4	0	0	0	0	1	1	3	16	19	
g	Agriculture	"	0	0	0	1	0	1	0	0	0	0	0	0	1	0	1	
i	Veterinary	"	1	0	1	0	0	0	0	0	0	0	0	0	1	0	1	
j	Law	"	1	1	2	0	0	0	0	0	0	0	0	0	1	1	2	
k	Fine Arts	"	1	0	1	0	0	0	0	0	0	0	0	0	1	0	1	
l	B.Ed	"	0	14	14	1	4	5	0	1	1	0	0	0	1	19	20	
	TOTAL	"	10	46	56	4	7	11	1	2	3	0	1	1	15	56	71	
	GRAND TOTAL	"	23	54	77	9	9	18	3	4	7	2	2	4	37	69	106	

Source: Directorate of Higher & Technical Education, Puducherry.



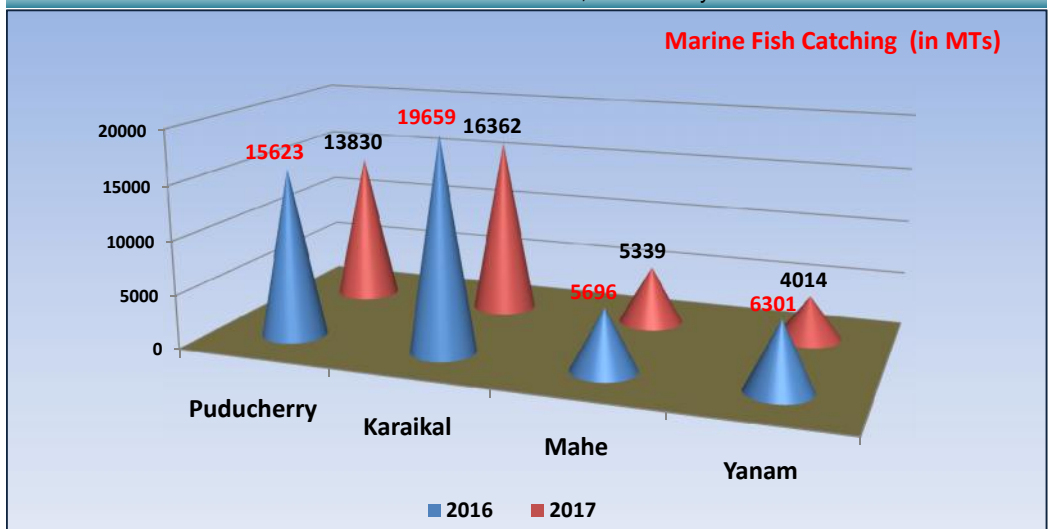
11. ELECTRICITY							
Sl. No.	Item	Unit	2017-18				
			Pudu-cherry	Karai-kal	Mahe	Yanam	U.T.
1	2	3	4	5	6	7	8
1	Towns Electrified	Nos.	All the 10 towns and 92 villages have already been electrified as early as 1972 itself.				
2	Villages Electrified	"					
3	Electricity Purchased	M.U.	2856.98				
4	Electricity Sold	M.U.	2535.58				
5	Agricultural Connections	Cumulative Nos. as on 31.03.2018	6168	719	3	50	6940
6	H.T. Industrial Connections	"	398	78	2	43	521
7	L.T. Industrial Connections	"	5222	843	165	194	6424
8	Domestic Connections	"	244553	59337	9779	12176	325845
9	Commercial Connections	"	39825	9203	3404	1530	53962
10	Street lights	"	35475	10057	2899	2003	50434
11	Length of H.T. lines	Cumulative in Km. as on 31.03.2018	918.680	332.146	34.001	40.085	1324.912
12	Length of L.T. lines	"	3486.756	885.000	260.050	125.121	4756.927

Source: Electricity Department, Puducherry.



12. FISHERIES							
Sl. No.	Item	Unit	2017				
			Puducherry	Karaikal	Mahe	Yanam	U.T.
1	2	3	4	5	6	7	8
1	Length of coastal line	Kms.	24	20	1	-	45
2	Marine Fish catch	Metric Tonnes	13830.00	16361.51	5339.00	4013.50	39544.01
3	Inland fish catch	,,	-	-	-	-	-
4	Marine Prawn catch	,,	813.00	357.30	970.00	896.00	3036.30
5	Inland Prawn catch	,,	-	-	-	-	-
6	Fishermen Population	Persons	62005	22050	3360	27825	115240
	Male	"	32863	11687	1781	14747	61078
	Female	"	29142	10363	1579	13078	54162
7	Fishermen Villages	Nos.	26	11	1	12	50
	Marine	"	15	10	1	12	38
	Inland	"	11	1	-	-	12

Source: Directorate of Fisheries and Fishermen Welfare, Puducherry.



13. SAMPLE REGISTRATION SYSTEM

Estimated Birth Rates, Death Rates and Infant Mortality Rates in India and Puducherry U.T.

Year	INDIA			PUDUCHERRY U.T.		
	Birth Rate	Death Rate	Infant Mortality Rate	Birth Rate	Death Rate	Infant Mortality Rate
1991	29.5	9.8	80	19.2	6.6	-
1992	29.2	10.1	79	19.8	6.8	-
1993	28.7	9.3	74	15.5	6.3	-
1994	28.7	9.3	74	18.0	7.5	-
1995	28.3	9.0	74	20.1	7.6	-
1996	27.5	9.0	72	18.1	7.1	25
1997	27.2	8.9	71	18.4	8.0	22
1998	26.5	9.0	72	18.2	7.8	21
1999	26.1	8.7	70	17.7	6.9	22
2000	25.8	8.5	68	17.8	6.5	23
2001	25.4	8.4	66	17.9	7.0	22
2002	25.0	8.1	63	17.9	6.7	22
2003	24.8	8.0	60	17.5	6.3	24
2004	24.1	7.5	58	17.0	8.0	24
2005	23.8	7.0	58	16.2	7.1	28
2006	23.5	7.5	57	15.7	7.3	28
2007	23.1	7.4	55	15.1	7.7	25
2008	22.8	7.4	53	16.4	7.5	25
2009	22.5	7.3	50	16.5	7.0	22
2010	22.1	7.2	47	16.7	7.4	22
2011	21.8	7.1	44	16.1	7.2	21
2012	21.6	7.0	42	15.8	7.1	17
2013	21.4	7.0	40	15.7	7.0	17
2014	21.0	6.7	39	14.6	6.6	14
2015	20.8	6.5	37	13.8	6.8	11
2016	20.4	6.4	34	13.9	7.2	10

Source: SRS Bulletin from Registrar General of India.

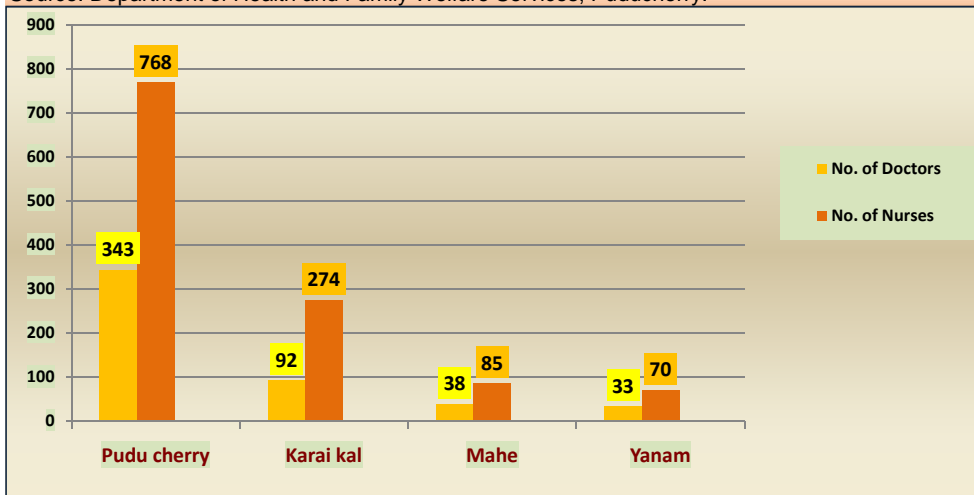
14. HEALTH AND FAMILY WELFARE SERVICES

Sl. No.	Item	Unit	2017-18				
			Pudu cherry	Karai kal	Mahe	Yanam	U.T.
1	2	3	4	5	6	7	8
I	Institutions						
1	Hospitals	Nos.	5	1	1	1	8
2	Medical College & Research Institute	"	1	-	1	-	2
3	Dental College and Hospital	"	1	-	-	-	1
4	Chest Clinic	"	1	-	-	-	1
5	Physical Medicine and Rehabilitation Centre	"	1	-	-	-	1
6	Community Health Centres	"	2	1	1	-	4
7	Primary Health Centres	"	27	11	1	1	40
8	Sub-Centres	"	56	17	4	5	82
9	E.S.I. Dispensaries	"	11	2*	1	1	15
II	Hospital Beds (U.T.Govt.) (Including PMRC Beds)	"	1384	506	171	100	2161
III	JIPMER Beds	"	2465	-	-	-	2465
IV	Doctors (U.T. Govt.)**	"	343	92	38	33	506
V	Nurses (U.T. Govt.)**	"	768	274	85	70	1197
IV	Eligible couples protected by Family Welfare Methods		156900	34860	7084	9647	208491
VII	Per-capita expenditure on Medical and Health services (excluding JIPMER & NRHM, PSHM funds)	Rs.	3203	2586	4868	1782	3084

* is denoting including 1 Part-time Dispensary at T.R. Pattinam, Karaikal.

** is denoting excluding IGMC&RI and MGPGIDS data.

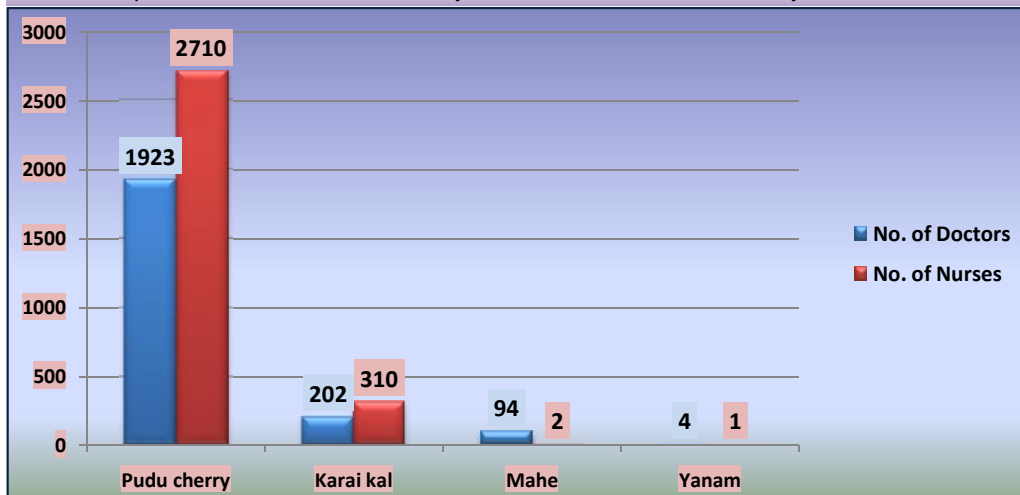
Source: Department of Health and Family Welfare Services, Puducherry.



15. PRIVATE MEDICAL INSTITUTIONS							
Sl. No.	Item	Unit	2017-18				
			Pudu cherry	Karai kal	Mahe	Yanam	U.T.
1	2	3	4	5	6	7	8
I HEALTH INSTITUTIONS							
1	Hospitals	Nos.	27	8	-	-	35
2	Medical College & Research Institutions and	"	6	1	-	-	7
3	Dental College and Hospitals	"	-	-	1	-	1
4	Nursing Homes		7	-	-	2	9
5	Clinics	"	638	16	5	2	661
II BEDS IN HEALTH INSTITUTIONS							
1	Hospital	"	1483	249	-	-	1732
2	Medical College & Research Institute	"	5158	658	-	-	5816
3	Dental College and Hospital	"	-	-	-	-	-
4	Nursing Home	"	174	-	-	-	174
5	Clinics	"	-	-	-	-	-
III MANPOWER							
1	Doctors*	"	1923	202	94	4	2223
2	Nurses*	"	2710	310	2	1	3023

* is denoting approximate count of the institutions registered under CEA 2010 Act.

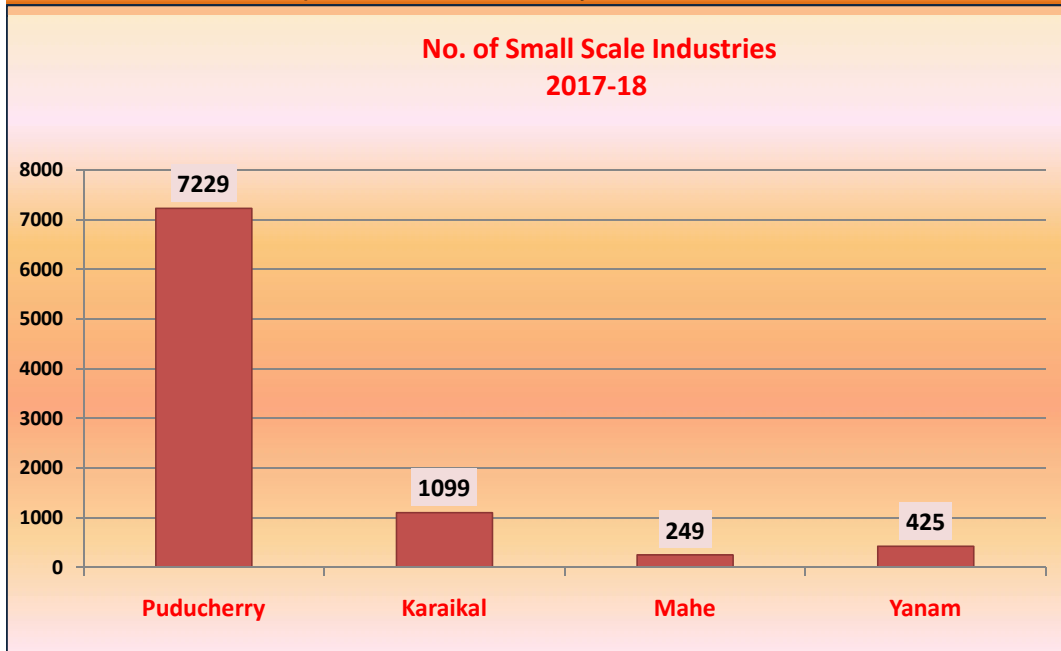
Source: Department of Health and Family Welfare Services, Puducherry.



16. INDUSTRIES

Sl. No.	Item	Unit	2017-18				
			Puducherry	Karaikal	Mahe	Yanam	U.T.
1	2	3	4	5	6	7	8
1	Micro/Small Scale Industries	Nos.	7229	1099	249	425	9002
2	Medium Scale Industries	"	179	4	-	8	191
3	Large Scale Industries	"	61	12	1	3	77
4	All Industries	"	7469	1115	250	436	9270
5	Investment	Rs. in Lakhs	2,32,449	47,777	803	11,397	2,92,426
6	Sugar Factories	Nos.	2	-	-	-	2
7	Textile Mills	"	5	2	1	-	8

Source: Industries Department, Puducherry.



17. LABOUR AND EMPLOYMENT								
17.1 Employment Registration - Live Register								
Sl. No.	Category	Unit	Sex	2017-18				
				Puducherry	Karaikal	Mahe	Yanam	Total
1	2	3	4	5	6	7	8	9
1	General	Person	Male	1988	255	69	91	2403
			Female	1990	290	79	94	2453
			Transgender	1	0	0	0	1
			Total	3979	545	148	185	4857
2	OBC	Person	Male	2256	634	151	89	3130
			Female	2203	689	145	83	3120
			Transgender	0	0	0	0	0
			Total	4459	1323	296	172	6250
3	MBC	Person	Male	2069	213	22	70	2374
			Female	2075	198	16	71	2360
			Transgender	0	0	0	0	0
			Total	4144	411	38	141	4734
4	EBC	Person	Male	226	76	0	0	302
			Female	222	75	0	0	297
			Transgender	0	0	0	0	0
			Total	448	151	0	0	599
5	BCM	Person	Male	160	120	0	7	287
			Female	181	130	0	2	313
			Transgender	0	0	0	0	0
			Total	341	250	0	9	600
6	BT	Person	Male	11	0	0	1	12
			Female	6	0	0	1	7
			Transgender	0	0	0	0	0
			Total	17	0	0	2	19
7	Schedule Castes	"	Male	960	226	1	44	1231
			Female	995	241	0	70	1306
			Transgender	0	0	0	0	0
			Total	1955	467	1	114	2537
8	Schedule Tribes	"	Male	15	2	0	0	17
			Female	14	1	0	0	15
			Transgender	0	0	0	0	0
			Total	29	3	0	0	32
Total	"	"	Male	7685	1526	243	302	9756
			Female	7686	1624	240	321	9871
			Transgender	1	0	0	0	1
			Total	15372	3150	483	623	19628
Differently Abled Persons	"	"	Male	22	3	2	1	28
			Female	4	1	0	0	5
			Transgender	0	0	0	0	0
			Total	26	4	2	1	33

Source: Employment Exchange, Labour Department, Puducherry

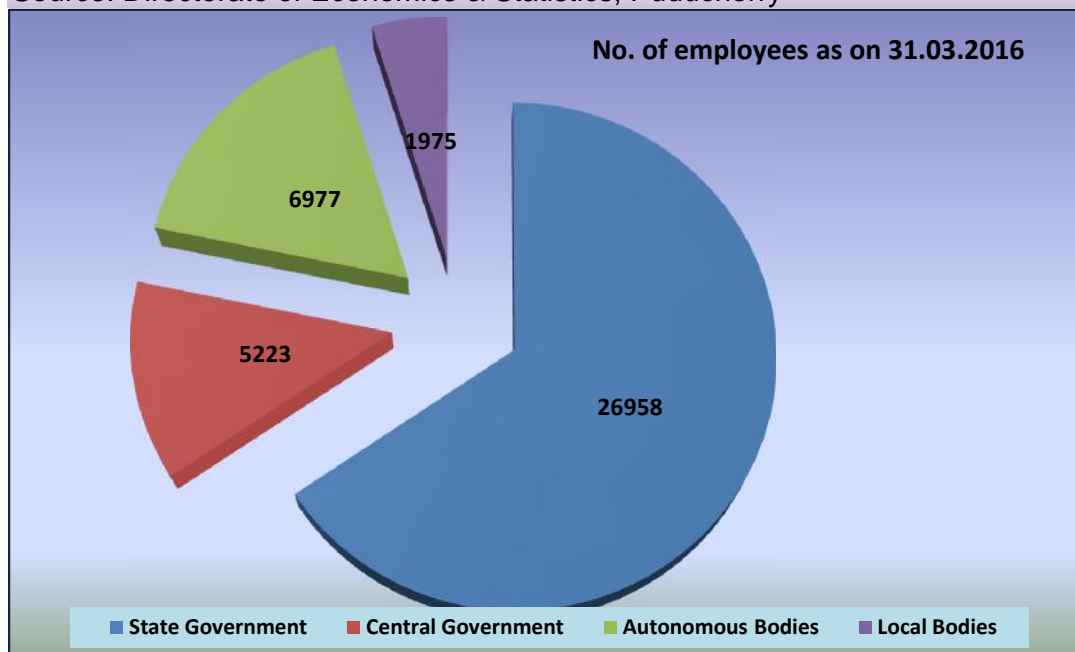
17. LABOUR AND EMPLOYMENT

17.2 CENSUS OF EMPLOYEES IN U.T. OF PUDUCHERRY

Number of Employees as on 31.03.2016

Category	GAZETTED			NON GAZETTED			TOTAL		
	Male	Female	Total	Male	Female	Total	Male	Female	Total
State Government	1283	725	2008	17308	7642	24950	18591	8367	26958
Central Government	320	117	437	2861	1925	4786	3181	2042	5223
Autonomous Bodies	455	233	688	3548	2741	6289	4003	2974	6977
Local Bodies	28	6	34	1600	341	1941	1628	347	1975
Total	2086	1081	3167	25317	12649	37966	27403	13730	41133

Source: Directorate of Economics & Statistics, Puducherry



18. POPULATION - 2011 CENSUS								
Sl. No.	Item	Unit	Pudu-cherry	Karai-kal	Mahe	Yanam	U.T.	
1	2	3	4	5	6	7	8	
I	Total Population	Person	950289	200222	41816	55626	1247953	
	Rural	%	30.8	51.0	--	--	31.7	
	Male	Person	144769	50138	--	--	194907	
	Female	"	148311	51982	--	--	200293	
	Total	"	293080	102120	--	--	395200	
	Urban	%	69.2	49	100	100	68.3	
	Male	Person	323489	47671	19143	27301	417604	
	Female	"	333720	50431	22673	28325	435149	
	Total	"	657209	98102	41816	55626	852753	
	Rural & Urban							
	Male	Person	468258	97809	19143	27301	612511	
	Female	"	482031	102413	22673	28325	635442	
	Total	"	950289	200222	41816	55626	1247953	
	Literates	%	85.4	87.1	97.9	79.5	85.8	
	Male	Person	380946	79903	16610	19919	497378	
	Female	"	345703	75013	19860	19355	459931	
	Total		726649	154916	36470	39274	957309	
	II	Scheduled Caste population	%	16.0	17.7	0.3	15.2	15.7
		Rural	Person	85624	24801	--	--	110425
		Male	"	41680	12113	--	--	53793
Female		"	43944	12688	--	--	56632	
Urban		"	66782	10547	144	8427	85900	
Male		"	32449	5093	77	4100	41719	
Female		"	34333	5454	67	4327	44181	
Rural & Urban		"	152406	35348	144	8427	196325	
Male		"	74129	17206	77	4100	95512	
Female		"	78277	18142	67	4327	100813	

Source: O/o Registrar & Census Commissioner, India

19. Estimated Population (2001-2021)					
Year	Region				U.T.
	Puducherry	Karaikal	Mahe	Yanam	
1	2	3	4	5	6
2001 (Actual)	735332	170791	36828	31394	974345
2002	754433	173528	37299	33242	998502
2003	774030	176309	37776	35199	1023314
2004	794136	179135	38258	37271	1048801
2005	814765	182005	38748	39466	1074983
2006	835929	184922	39243	41789	1101883
2007	857643	187886	39744	44249	1129523
2008	879921	190897	40253	46854	1157925
2009	902778	193956	40767	49612	1187114
2010	926229	197064	41288	52533	1217115
2011 (Actual)	950289	200222	41816	55626	1247953
2012	974973	203431	42351	58901	1279655
2013	1000299	206691	42892	62368	1312250
2014	1026283	210003	43440	66040	1345766
2015	1052942	213369	43995	69928	1380234
2016	1080293	216788	44558	74044	1415683
2017	1108355	220263	45127	78404	1452148
2018	1137145	223793	45704	83019	1489661
2019	1166684	227379	46289	87907	1528258
2020	1196989	231023	46880	93082	1567974
2021	1228082	234725	47480	98562	1608849

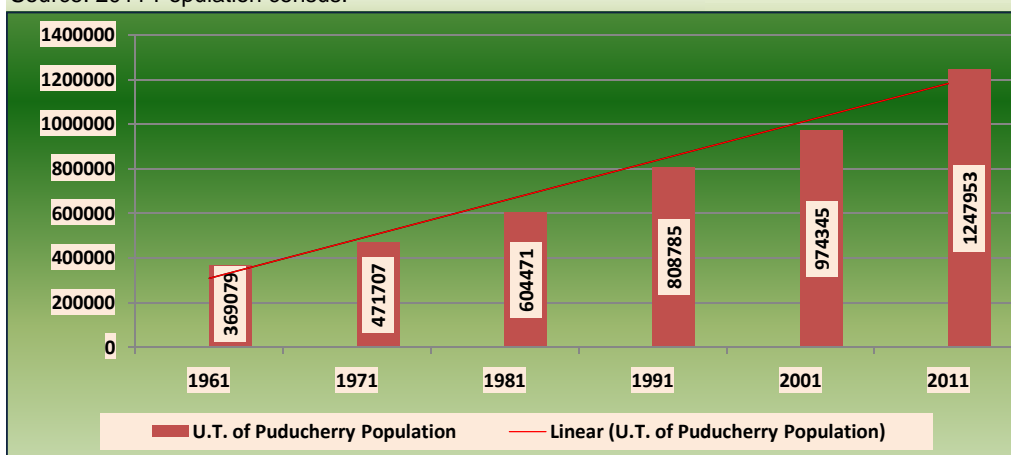
Note : The figures from 2002 to 2010 and 2012 to 2021 are estimated by observing the respective regional growth rate observed between 2001 & 2011 Census.

Source : Directorate of Economics and Statistics, Puducherry.

20. POPULATION INDICATORS - 2011 CENSUS

Sl. No.	Item	Unit	Puducherry	Karaikal	Mahe	Yanam	U.T.
1	2	3	4	5	6	7	8
1	Growth rate 2001-2011	%	29.2	17.2	13.5	77.2	28.1
2	Sex ratio Females per '000 Males)		1029	1047	1184	1038	1037
3	Child Sex ratio (0-6 age group) Female child per '000 Male child)		970	969	978	921	967
4	Density - Persons (per Sq.Km)	Nos.	3232	1275	4646	1854	2547
5	Percentage of SC to total population	%	16.0	17.7	0.3	15.2	15.7
6	Literacy rate (persons aged 7 years +)		85.4	87.1	97.9	79.5	85.8
	Male	%	91.2	92.4	98.6	82.8	91.3
	Female	"	79.9	82.0	97.3	76.4	80.7
7	Number of Main workers						
	Male	Persons	237953	46928	8295	13233	306409
	Female	"	77617	11414	2109	2140	93280
	Total	"	315570	58342	10404	15373	399689
8	Category of Main workers						
	Cultivators	Persons	8405	2052	23	283	10763
	Agricultural Labourers	"	38854	8740	57	2956	50607
	Household Industry workers	"	5203	992	60	118	6373
	Other workers	"	263108	46558	10264	12016	331946
	Total	"	315570	58342	10404	15373	399689

Source: 2011 Population census.



**21. SECTOR WISE BUDGET ESTIMATE, REVISED ESTIMATE & EXPENDITURE
FOR 2017-18**

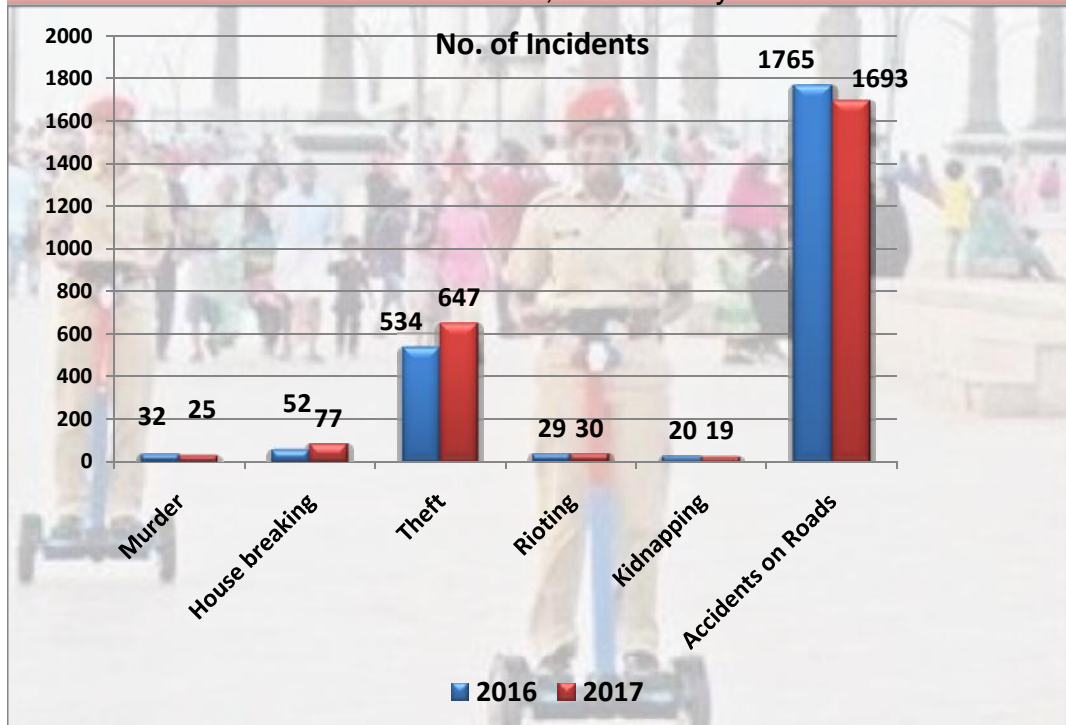
(Rs. in lakhs)				
Sl. No.	SECTOR	APPROVED OUTLAY 2017	REVISED OUTLAY 2017-18	EXPENDITURE 2017-18 (Provisional)
1	2	3	4	5
1	Agriculture	7055.56	5053.93	4238.23
2	Animal Husbandry	2365.52	2107.98	2045.18
3	Civil Supplies	732.52	559.13	459.24
4	Co-operation	1770.12	1270.12	1214.66
5	Community Development	6548.92	4187.39	4114.85
6	Information Technology & e-governance	390.08	611.08	609.44
7	Dairy Development	700.00	150.00	150.00
8	Ecology & Environment	135.26	135.26	131.64
9	Fisheries	5163.16	5573.53	4719.00
10	Flood Control	3942.00	3383.44	2756.34
11	Forest	430.20	442.21	402.33
12	Handlooms	975.04	475.04	337.43
13	Housing	12670.07	7924.17	7125.72
14	IREP	50.08	80.08	69.46
15	Industries	4488.84	3683.93	3156.58
16	Information & Publicity	300.16	300.16	272.24
17	Labour & Labour Welfare	1281.40	1502.06	1153.02
18	Land Reforms	216.08	173.08	139.36
19	Medical & Public Health	29631.52	35865.76	26584.02
20	Minor Irrigation	1494.26	1181.02	998.34
21	NCSE	61.24	61.24	42.34
22	Nutrition	4761.44	4195.59	2930.47
23	Other Administrative Services	6284.80	6226.73	5304.08
24	Power	7789.96	7910.27	5004.87
25	Public Works	11323.85	8847.84	8124.25
26	Port	1068.80	1218.80	533.23
27	Roads & Bridges	7653.65	7576.74	5810.40
28	Road Transport	1430.64	1105.64	766.91
29	Education	40424.45	32224.60	30852.74
30	Scientific Research	290.02	240.02	138.67
31	Statistics	225.04	92.13	91.35
32	Stationery & Printing	643.80	603.80	594.43
33	Secretariat Economic Services	1490.12	34.10	26.70
34	Social Security & Social Welfare	8396.78	7826.31	7464.41
35	Tourism	5678.98	6196.69	3771.01
36	Urban Development	10103.04	18306.84	18139.46
37	Water Supply & Sewerage	13815.38	10469.13	8513.66
38	Welfare of SCs/STs	12088.98	10534.34	9190.63
39	Empowerment of Women & Child	36118.24	35059.82	34846.60
40	Weights & Measures	10.00	10.00	7.42
GRAND TOTAL		250000.00	233400.00	202830.71

Source: Planning & Research Department, Puducherry.

22. POLICE AND CRIME STATISTICS

Sl. No.	Item	Unit	2017				
			Puducherry	Karai-kal	Mahe	Yanam	U.T.
1	2	3	4	5	6	7	8
1	No. of Police Stations	Nos.	31	11	2	2	46
2	No. of Outposts	"	5	1	1	1	8
3	Murder	"	22	3	-	-	25
4	Dacoity	"	7	-	-	-	7
5	Robbery	"	13	1	-	-	14
6	House Breaking	"	58	18	-	1	77
7	Theft	"	571	64	2	10	647
8	Rioting	"	23	1	6	-	30
9	Kidnapping and Abduction	"	15	3	1	-	19
10	Accidents on Roads	"	1383	282	24	4	1693

Source: Crime Records Bureau, Puducherry



23. POST & TELECOMMUNICATIONS							
Sl. No.	Item	Unit	2017-18				
			Puducherry	Karai-kal	Mahe	Yanam	U.T.
1	2	3	4	5	6	7	8
1	Post Offices						
	Rural Post Offices	Nos.	37	21	-	-	58
	Urban Post Offices	"	25	6	4	1	36
2	BSNL services						
	Telephone Connections	Nos.	46047	NA	NA	NA	NA
	STD PCO	"	1744	NA	NA	NA	NA
	Local PCO	"	2646	NA	NA	NA	NA
	Mobile Connections	"	222556	NA	NA	NA	NA

Source: Posts & Telegraphs

24. Women and Child Development							
Sl. No.	Particulars	Unit	2017-18				
			Puducherry	Karai-kal	Mahe	Yanam	U.T. Total
1	a. No. of Anganwadi centres	No.	661	172	13	9	855
	b. Beneficiaries:						
	i. No. of Children (0-6 years)	No.	21962	4966	126	478	27532
	ii. No. of Pregnant & Lactating mothers	No.	7342	1746	14	162	9264
2	Old Age Pension:						
	a. No. of OAP beneficiaries	No.	113777	23230	3934	3906	144847

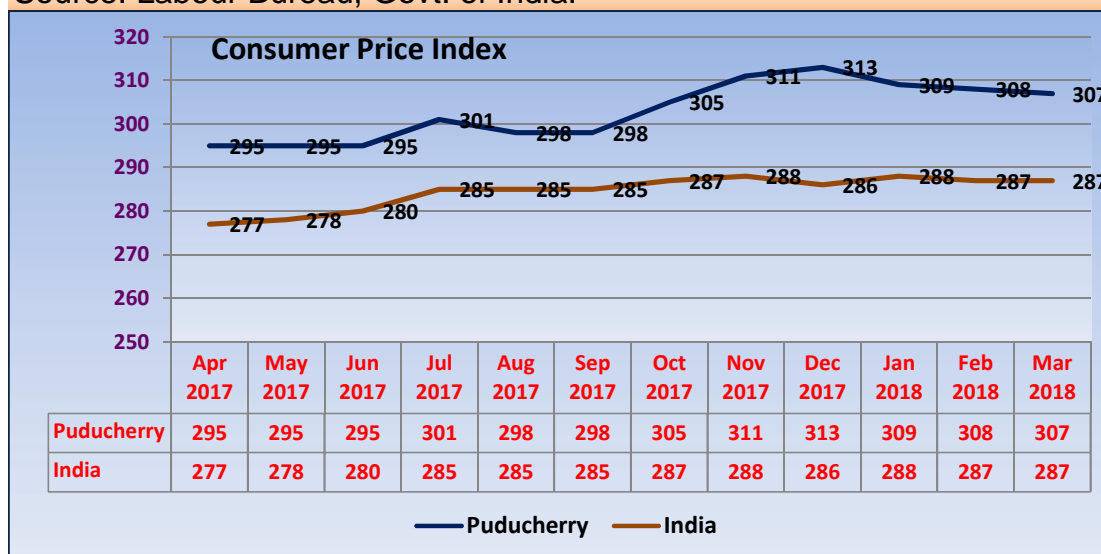
Source: Department of Women and Child Development, Puducherry

25. PRICE-INDEX

Consumer Price Index for Industrial Workers

Year	Puducherry	India
1	2	3
Base 2001 = 100		
2006	123	123
2007	130	131
2008	146	142
2009	155	157
2010	173	176
2011	184	191
2012	209	203
2013	237	232
2014	256	247
2015	271	261
2016	286	280
2017	299	281

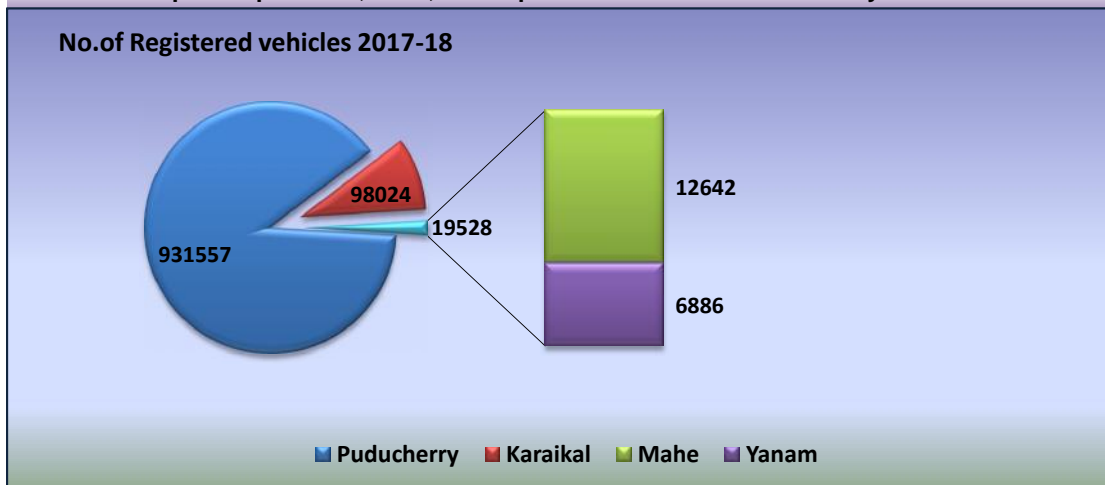
Source: Labour Bureau, Govt. of India.



26. ROADS AND TRANSPORT

Sl. No.	Item	Puducherry	Karaikal	Mahe	Yanam	U.T.
1	2	3	4	5	6	7
I	Roads (in km) as on 31.03.2018					
i.	Length of Roads (PWD)					
	(a) National Highways	41.578	21.400	1.988	-	64.966
	(b) Major District Roads	29.133	0.525	3.856	-	33.514
	(c) Other District Roads	198.571	73.601	21.224	31.365	324.761
	(d) Rural Roads	213.561	98.756	-	6.230	318.547
	Total (PWD)	482.843	194.282	27.068	37.595	741.788
ii.	Length of Roads (Municipalities)	679.527	163.610	119.209	59.053	1021.399
iii.	Length of Roads (Commune Panchayats)	1045.706	296.479	-	-	1342.185
II	No. of Motor Vehicles Registered					
	Upto previous year 2016-17	875845	88624	11337	5775	981581
	During the year 2017-18	55712	9400	1305	1111	67528
	Cumulative upto 2017-18	931557	98024	12642	6886	1049109

Source: Transport Department, PWD, Municipalities and Commune Panchayats



27. RURAL DEVELOPMENT					
Sl. No.	Scheme	Unit	2017-18		
			Puducherry	Karaikal	U.T.
1	2	3	4	5	6
1	National Rural Livelihood Mission	No. of Self Help Groups formed	201	127	328
		No. of Panchayat Level Federation formed	32	9	41
		No. of Revolving Fund Released	199	30	229
2	Swachh Bharat Mission (Gramin)	No. of IHHL constructed	6598	2759	9357
3	Mahatma Gandhi National Rural Employment Guarantee Act (MGNREGA)	Man days generated (in lakh mandays)	4.47	2.79	7.26
		No. of works completed	439	100	539

Source: DRDA, Puducherry



28. SOCIAL WELFARE 2017-18

Sl. No.	SCHEMES	No. of Beneficiaries				
		Puducherry	Karaikal	Mahe	Yanam	U.T. Total
I. DISABLED SECTION SCHEMES						
1	Supply of Prosthetic appliances to the Differently abled persons	114	25	-	-	139
2	Issue of Motorised Tri-cycles to the Differently abled persons	58	5	1	-	64
3	Scholarship to the differently abled students (Plan, SCP, NP)	183	-	-	-	183
4	Payment of Transport Allowance	2545	516	413	415	3889
5	Exgratia	150	40	9	7	206
6	Welfare Programme Head (Plan & SCP)					
i	Grant of Incentive for marriage between disabled and normal person	24	12	-	-	36
ii	Grant of incentive for marriage between both disabled persons	6	1	-	-	7
iii	Fuel Subsidy	162	-	-	-	162
iv	State Award	21	1	-	-	22
v	World Disabled Day	1500	1500	439	1220	4659
vi	Supply of Rice (Monthly distribution)	93	1	-	-	94
vii	ALIMCO camp	1550	796	-	-	2346
viii	Doctors Honorarium	11	-	-	-	11
ix	Grant of Meritorious Award to the differently abled persons (Visually Challenged)	3	-	-	-	3
7	Grant of Financial Assistance to the Differently Abled persons	15900	2932	439	1220	20491
8	Distribution of Free rice to the differently abled persons	15953	2932	430	1220	20535
9	Annual Tour	180	100	49	-	329
10	Prevention and early detection of disabilities	-	150	-	-	150
11	National Programme for Rehabilitation of persons with disabilities	1	-	-	-	1
12	Reimbursement of educational expenses to the differently abled persons for setting up of petty shops and trades (Salary and grant in aid of DDRC)	1	-	-	-	1
13	Free supply of Cell phones to the Differently Abled Persons (Visually challenged)	55	5	-	-	60
14	Pre Matric Scholarship to Disabled students	15	-	-	-	15
15	Post Matric Scholarship to Disabled students	12	-	-	-	12
16	Issue of Identity card to the Differently abled persons	23	-	-	-	23
17	Extension of free bus pass to the differently abled persons.	25	3	-	-	28
II Social Defence Scheme						
1	Grant-in-aid to Non-Governmental Organisations running Residential Homes for the Welfare of children in need of care and protection, Aged persons, Disabled and Vulnerable persons	260	-	-	-	260
2	ARGSS, Pillaichavady	82	-	-	-	82
3	Home for Differently abled person (Visually Challenged), Lawspet	8	-	-	-	8
4	Aravanaipu Illam (Beggar Home), Lawspet	14	-	-	-	14
5	Home for Aged and infirm , Lawspet	21	-	-	-	21
6	Home for mentally retarded children, Saram	12	-	-	-	12
7	Children Home, Ariyankuppam	37	-	-	-	37
8	GSS for VH & HI, Karaikal	-	14	-	-	14
9	Home for Aged & infirm, Karaikal	-	15	-	-	15
10	Home for Aged and infirm, Mahe	-	-	10	-	10

28. SOCIAL WELFARE 2017-18

Sl. No.	SCHEMES	No. of Beneficiaries				
		Puducherry	Karaikal	Mahe	Yanam	U.T. Total
III Union Territory of Puducherry Child Protection Scheme						
1	Grant in aid to NGOs (27Nos)					
	a. Children Home	908	24	-	-	932
	b. Special Needs Home	45	-	-	-	45
	c. NGO Observation Home	7	-	-	-	7
	d. Open shelter	47	-	-	-	47
	e. SAA	13	-	-	-	13
2	Sponsorship scheme for School education to poor children	49	-	-	-	49
3	Children under Incountry Adoption (2 Nos)	24	-	-	-	24
4	Children under Intercountry Adoption (2 Nos)	4	-	-	-	4
5	Cases attended by Juvenile Justice Board	90	36	-	-	126
6	Vocational Training for School dropouts	56	-	-	-	56
7	Children admission in child care Institutions by Child Welfare Committee	625	64	4	-	693
8	Children discharge in child care Institutions by Child Welfare Committee	564	73	4	-	641
9	No. of children missing	-	6	-	-	6
10	No. of children recovered	-	6	-	-	6
11	Children under sexual abuse caes attended by CWC	18	9	-	-	27
No. of Programmes / Meetings						
12	No. of Meeting conducted under adoption by CWC	91	52	-	-	143
13	No. of Meeting conducted under adoption by JJB	84	24	-	-	108
14	Awareness Programmes					
	a. Anganwadi Programme	136	26	-	-	162
	b. School Awareness Programme	1306	13	-	-	1319
	c. Swach Bharath Programme	230	-	-	-	230
15	Issuance of license to NGOs					
		4	-	-	-	4
IV Pondicherry State Social Welfare Board						
1	Family Counselling Centre	18030	2000	-	-	20030
V PONCARE						
	Day care centre at Puducherry	8565	-	-	-	8565
	Day care centre at Ariankuppam	1824	-	-	-	1824
	Day care centre at Villianur	330	-	-	-	330
	Day care centre in Karaikal	-	2796	-	-	2796
	Physiotherapy centres in Puducherry / Karaikal	1992	1824	-	-	3816
	Home for the aged in Puducherry	216	-	-	-	216
	Monthly medical camps in Puducherry (2 camps in a month)	2896	-	-	-	2896
	World elders day celebration	450	250	-	-	700
	Special Eye camps	296	118	-	-	414
	Rashtriya Vayoshri Yojana (ALIMCO) scheme, Bangalore	977	837	-	-	1814

28. SOCIAL WELFARE 2017-18

Sl. No.	SCHEMES	No. of Beneficiaries				
		Puducherry	Karaikal	Mahe	Yanam	U.T. Total
VI Puducherry Backward Classes and Minorities Welfare Schemes						
1	Pre-Matric Scholarship for Minority Students	1674	241	10	1	1926
2	Post-Matric Scholarship for Minority Students	316	69	2	-	387
3	Merit-cum-Means based Scholarship for Minority Students	32	24	5	-	61
4	Pre-Matric Scholarship for OBC Students studying in I to V Std	1100	200	-	100	1400
5	Post-Matric Scholarship for OBC Students	1550	300	-	150	2000
6	Free distribution of Press Box to Poor Artisans	217	60	-	-	277
7	Free distribution of Barbar Kits to poor Artisans	71	10	-	-	81
8	Free distribution of Nadaswaram to poor Artisans	30	-	-	-	30
9	Free distribution of Thavil to poor Artisans	40	-	-	-	40
10	Govt. BC Boys & Girls Hostels functioning under the control of Directorate of Social Welfare in the UTP (6 Nos)	72	41	-	120	233
11	Makkal Thalaivar Thiagi V. Subbaiah Award to Meritorious students	21	9	-	-	30
VII Puducherry Backward Classes and Minority Development Corporation						
1	Loan granted by PBCMDC from NBCFDC Fund - Term Loan	37	-	-	-	37
2	Loan granted by PBCMDC from NBCFDC Fund - Education Loan	227	8	-	-	235
3	Loan granted by PBCMDC from NBCFDC Fund - Micro Finance	341	-	-	-	341
4	Loan granted by PBCMDC from NMFDC Fund - Term Loan	8	1	-	-	9
5	Loan granted by PBCMDC from NMFDC Fund - Education Loan	31	2	-	-	33
6	Loan granted by PBCMDC from NMFDC Fund - Micro Finance	174	35	-	-	209
7	Loan granted by PBCMDC from State Fund - Education Loan	6	1	-	-	7
8	Computer training programme	288	17	-	-	305

29. GENERAL BUDGETARY POSITION**(Rupees in thousands)**

Consolidated Fund	Accounts 2015-16	Budget Estimate 2016-17	Revised Estimate 2016-17	Budget Estimate 2017-18
Revenue Receipts	5087,94,57	5768,00,00	5655,00,00	5772,00,00
Expenditure met from Revenue (Net)	5285,29,16	5860,19,75	5656,11,06	5653,80,00
Surplus (+) / Deficit (-) on Revenue Account	(-) 197,34,59	(-) 92,19,75	(-) 1,11,06	(+) 118,20,00
Capital Receipts	743,39,69	878,00,00	876,00,00	1154,00,00
Expenditure met from Capital including loans and advances (Net)	609,18,55	785,80,25	874,88,94	1272,20,00
Surplus (+) / Deficit (-) on Capital Account	(+) 134,21,14	(+) 92,19,75	(+) 1,11,06	(-) 118,20,00
Total Consolidated Fund (Net)	(-) 63,13,45	-	-	-
Opening Balance	(-) 115,64,26	-	-	-
Closing Balance	(-) 178,77,71	-	-	-

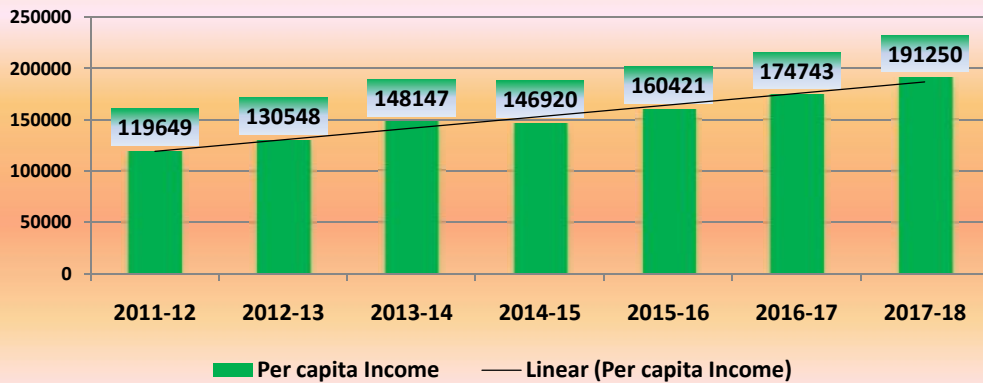
Source: Explanatory Memorandum on the Budget for 2017-18

30. STATE INCOME

Sl. No.	Item	Unit	2015-16 (P)	2016-17 (QE)	2017-18 (AE)
1	2	3	4	5	6
GSDP at Current prices					
1	Primary Sector	Rs. In Crore	1594.30	1737.86	1880.69
	Secondary Sector	"	9143.75	9705.70	10646.78
	Tertiary sector	"	10966.62	12554.87	14430.60
	Gross State Value Added (GSVA)	"	21704.68	23998.43	26958.07
	Taxes on Products	"	3566.77	3941.79	4138.85
	Subsidies on Product	"	211.95	201.50	227.06
	Gross State Domestic Product (GSDP)	"	25059.50	27738.72	30869.86
	NSDP at Current Prices				
2	Primary Sector	Rs. In Crore	1329.30	1472.86	1615.69
	Secondary Sector	"	8016.76	8578.71	9519.79
	Tertiary sector	"	9870.33	11458.56	13334.27
	Net State Value Added (NSVA)	"	19216.40	21510.13	24469.75
	Taxes on Products	"	3566.77	3941.79	4138.85
	Subsidies on Product	"	211.95	201.50	227.06
	Net State Domestic Product (NSDP)	"	22571.22	25250.42	28381.54
	3	Per Capita Income	Rs.	160421	174743

P-Provisional, QE- Quick Estimates, AE- Advance Estimates

Per capita Income



31. TOURISM
(January to December 2017)

Sl. No.	Item	Unit	Puducherry	Karaikal	Mahe	Yanam	TOTAL
1	2	3	4	5	6	7	8
Tourist Arrivals							
I	Foreign	Person	128839	2349	212	7	131407
	Domestic	"	1226101	263394	23499	18978	1531972
	Total	"	1354940	265743	23711	18985	1663379
II Accommodation							
a	Hotels / Guest Houses / Tourist Homes	No.	177	36	9	10	232
	Rooms (Total)	"	4703	716	85	153	5657
b	Air-conditioned	"	3216	381	55	124	3776
	Non Air-conditioned	"	1487	335	30	29	1881
c	Beds	"	8650	1743	207	458	11058
	In AC Rooms	"	5895	956	109	392	7352
	In Non-AC rooms	"	2755	787	98	66	3706
d	Dormitory	"	42	7	2	0	51
e	Dormitory Beds	"	190	26	8	0	224

Source: Tourism Department, Puducherry.



32. VITAL STATISTICS

Sl. No.	Item	Unit	2017				
			Puducherry	Karaikal	Mahe	Yanam	U.T.
1	2	3	4	5	6	7	8
I	Births Registered						
	Total	Nos.	36031	3859	377	397	40664
	Rural	"	3279	20	0	0	3299
	Urban	"	32752	3839	377	397	37365
II	Deaths Registered						
	Total	Nos.	10941	1823	290	293	13347
	Rural	"	2067	715	0	0	2782
	Urban	"	8874	1108	290	293	10565
III	Infant Mortality Registered						
	Total	Nos.	362	13	0	0	375
	Rural	"	24	0	0	0	24
	Urban	"	338	13	0	0	351

Source: Local Administration Department, Puducherry

33. STATE WISE POPULATION 2011 CENSUS

Sl. No.	India / States	Population			Sex Ratio*	
		Persons	Male	Female	2001	2011
1	2	3	4	5	6	7
	INDIA	1210569573	623121843	587447730	933	943
1	Jammu & Kashmir	12541302	6640662	5900640	892	889
2	Himachal Pradesh	6864602	3481873	3382729	968	972
3	Punjab	27743338	14639465	13103873	876	895
4	Uttarakhand	10086292	5137773	4948519	962	963
5	Haryana	25351462	13494734	11856728	861	879
6	Rajasthan	68548437	35550997	32997440	921	928
7	Uttarpradesh	199812341	104480510	95331831	898	912
8	Bihar	104099452	54278157	49821295	919	918
9	Sikkim	610577	323070	287507	875	890
10	Arunachal Pradesh	1383727	713912	669815	893	938
11	Nagaland	1978502	1024649	953853	900	931
12	Manipur	2570390	1290171	1280219	978	992
13	Mizoram	1097206	555339	541867	935	976
14	Tripura	3673917	1874376	1799541	948	960
15	Meghalaya	2966889	1491832	1475057	972	989
16	Assam	31205576	15939443	15266133	935	958
17	West Bengal	91276115	46809027	44467088	934	950
18	Jharkhand	32988134	16930315	16057819	941	948
19	Odisha	41974218	21212136	20762082	972	979
20	Chhattisgarh	25545198	12832895	12712303	989	991
21	Madhya Pradesh	72626809	37612306	35014503	919	931
22	Gujarat	60439692	31491260	28948432	920	919
23	Maharashtra	112374333	58243056	54131277	922	929
24	Andhra Pradesh	84580777	42442146	42138631	978	993
25	Karnataka	61095297	30966657	30128640	965	973
26	Goa	1458545	739140	719405	961	973
27	Kerala	33406061	16027412	17378649	1059	1084
28	Tamilnadu	72147030	36137975	36009055	987	996

* Number of females per 1000 males

34. U.T. WISE POPULATION 2011 CENSUS

Sl. No.	Union Territories	Population			Sex Ratio*	
		Persons	Male	Female	2001	2011
1	2	3	4	5	6	7
1	Chandigarh	1055450	580663	474787	777	818
2	NCT of Delhi	16787941	8987326	7800615	821	868
3	Daman & Diu	243247	150301	92946	710	618
4	Dadra & Nagar Haveli	343709	193760	149949	812	774
5	Lakshadweep	64473	33123	31350	948	946
6	Puducherry	1247953	612511	635442	1001	1037
7	Andaman & Nicobar	380581	202871	177710	846	876

* Number of females per 1000 males

35. REVENUE VILLAGES IN THE U.T. OF PUDUCHERRY

Sl. No.	Name of the Villages	Sl. No.	Name of the Villages	Sl. No.	Name of the Villages
I	Puducherry region	46	Vambupet	10	Dharmapuram
1	Puducherry	47	Thethambakkam	11	Karaikal
2	Pudupalayam	48	Katteri	12	Vizhidhiyur
3	Olandai	49	Sellipet	13	Oduthurai
4	Thengaithittu	50	Manalipet	14	Keezhamanai
5	Murungapakkam	51	Chettipet	15	Neravy
6	Kombakkam	52	Kunichampet	16	Akkaraivattam
7	Abishegapakkam**	53	Mannadipet	17	Keezhaiyur (North)
8	Ariankuppam	54	Vadhanur	18	T.R. Pattinam
9	Thimmanaickenpalayam**	55	Kalitheerthalkuppam	19	Pologam
10	Thavalakuppam	56	Madagadipet	20	Keezhaiyur (South)
11	Manavely	57	Thirubuvanai	21	Vanjore
12	Poornankuppam	58	Sanniyasikuppam	22	Melakasakudi
13	Alankuppam	59	Thiruvandarkoil	23	Puthakudi
14	Kalapet	60	Maducarai	24	Ponpethy
15	Pillaichavady	61	Kariamanickam	25	Kurumbagaram
16	Thattanchavady	62	Eripakkam	26	Nedungadu
17	Ozhukarai	63	Nettapakkam	27	Ambagarathur
18	Reddiarpalayam	64	Pandasozhanallur	28	Nallazhundur
19	Saram	65	Embalam	29	Sethur
20	Karuvadikuppam	66	Korkadu	30	Thennankudi
21	Villianur	67	Karikalampakkam	31	Sellur
22	Uruvaiyar	68	Kaduvanur	32	Thirunallar
23	Perungalore	69	Panayadikuppam**	33	Pettai
24	Thirukanji	70	Karayamputhur	34	Surakudy
25	Odiampet	71	Manamedu**	35	Devamapuram
26	Sathamangalam	72	Bahour	36	Subrayapuram
27	Manakuppam	73	Irulanchandai**	37	Keezhavoor
28	Mangalam	74	Kuruvinatham	III	Mahe Region
29	Kizhur	75	Parikalpet**	1	Pandakkal
30	Ariyur	76	Kirumampakkam**	2	Chalakkara
31	Kurumbapet	77	Pillaiyarkuppam	3	Palloor
32	Thondamanatham	78	Seliamedu**	4	Kallayi
33	Karasur	79	Aranganur	5	Mahe
34	Thuthipet	80	Utchimedu	IV	Yanam Region
35	Sedarapet	81	Manapet	1	Yanam Town
36	Ramanathapuram	II	Karaikal Region	2	Mettacur
37	Koodapakkam	1	Varichikudi (South)	3	Kanakalapeta
38	Olavaikkal	2	Varichikudi (North)	4	Francethippa
39	Pillayarkuppam	3	Poovam	5	Adavipolam
40	Ossudu**	4	Thiruvettakudi	6	Isukithippa
41	Pudukuppam	5	Kottucherry	Puducherry region - 81	
42	Kuppam	6	Keezhakasakudi	Karaikal region - 37	
43	Suthukeny**	7	Thalatheru	Mahe region - 5	
44	Kodathur	8	Keezhaveli	Yanam region - 6	
45	Sorapet	9	Kovilpathu	Total -129	

** Villages having more than half of their population as Scheduled castes as per 2011 census.

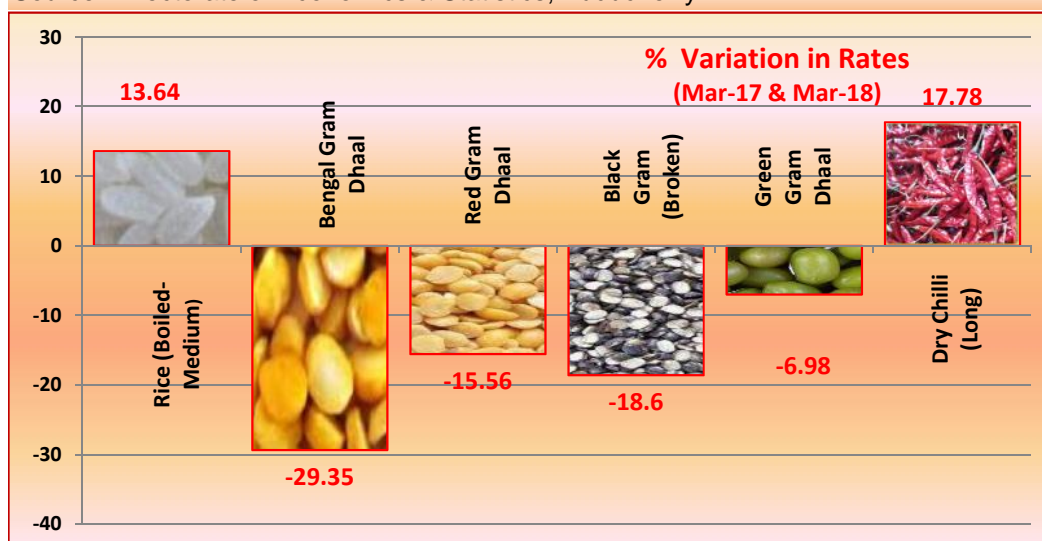
36. GENERAL ELECTIONS TO THE PUDUCHERRY LEGISLATIVE ASSEMBLY - 2016

Constituency No.	Name of the Constituency	No. of Voters	No. of Votes polled	Name of the Winner Thiru / Tmt.	Name of the Party
PUDUCHERRY REGION					
1	Mannadipet	30709	27280	T.P.R. Selvame	All India N.R.Congress
2	Thirubuvanai	30424	26959	B. Kobiga	All India N.R.Congress
3	Ossudu	28973	26035	E. Theepainthan	Indian National Congress
4	Mangalam	34831	30988	S.V. Sugumaran	All India N.R.Congress
5	Villianur	36772	31109	A. Namassivayam	Indian National Congress
6	Ozhugarai	37366	30363	MNR. Balan	Indian National Congress
7	Kadirkamam	38083	26604	N.S.J. Jayabal @ Ayyanar	All India N.R.Congress
8	Indira Nagar	34534	28759	N. Rangasamy	All India N.R.Congress
9	Thattanchavady	30551	23373	Ashok Anand	All India N.R.Congress
10	Kamaraj Nagar	33299	25456	Ve. Vaithilingam	Indian National Congress
11	Lawspet	30928	25509	V.P. Sivakolundhu	Indian National Congress
12	Kalapet	32009	27653	M.O.H.F. Shahjahan	Indian National Congress
13	Muthialpet	28862	23355	Vaiyapuri Manikandan	A.I.A.D.M.K
14	Raj Bhavan	25713	19848	K. Lakshminarayanan	Indian National Congress
15	Uppalam	26895	23324	A. Anbalagan	A.I.A.D.M.K
16	Orlianpet	24284	20397	R. Siva	D.M.K
17	Nellithope	31362	26898	V. Narayanasamy	Indian National Congress
18	Mudaliarpet	33317	28295	A. Baskar	A.I.A.D.M.K
19	Ariankuppam	35854	30556	T. Djeamourthy	Indian National Congress
20	Manavelly	31279	27000	R.K.R. Anantharaman	Indian National Congress
21	Embalam	31386	28381	M. Kandasamy	Indian National Congress
22	Nettapakkam	30665	26881	V. Vizeaveny	Indian National Congress
23	Bahour	27950	24978	N. Danavelou	Indian National Congress
KARAIKAL REGION					
24	Nedungadu	30653	25139	Chandrapriyanga	All India N.R.Congress
25	Thirunallar	30169	25325	R. Kamalakkannan	Indian National Congress
26	Karaiikal (North)	32666	26190	P.R.N. Thirumurugan	All India N.R.Congress
27	Karaiikal (South)	31286	23492	K.A.U. Asana	A.I.A.D.M.K
28	Neravy T.R.Pattinam	29973	24609	Geetha Anandan	D.M.K
MAHE REGION					
29	Mahe	30181	23234	Dr. V. Ramachandran	Independent
YANAM REGION					
30	Yanam	36557	33876	Malladi Krishna Rao	Indian National Congress

37. Prices of certain essential commodities in Puducherry market

Sl. No.	Commodities	Unit	Price March 2017 Rs.	Price March 2018 Rs.	% Variation
1	2		3	4	5
1	Rice Boiled (White ponni Gr-II)	Kg	44.00	50.00	13.64
2	Wheat	"	36.00	34.00	-5.56
3	Atta (Wheat flour)	"	42.00	37.60	-10.48
4	Gram Dal (Bengal Gram Dhaal)	"	92.00	65.00	-29.35
5	Redgram Dal (Tur Dhall) I sort	"	90.00	76.00	-15.56
6	Sugar (Open market)	"	43.00	37.40	-13.02
7	Groundnut oil	"	125.00	119.60	-4.32
8	Mustard	"	67.00	65.00	-2.99
9	Vanaspathi	Lit.	87.00	91.40	5.06
10	Tea -Packed	500 gm	240.00	250.00	4.17
11	Coffee powder (Local)	Kg	408.00	400.00	-1.96
12	Potato	Kg	15.60	19.60	25.64
13	Onion (Bellary)	Kg	13.60	16.60	22.06
14	Salt (Tata)	Kg	17.00	17.00	0.00
15	Salt (Crystal)	Kg	10.00	10.00	0.00
16	Cane Jaggery - I Sort	Kg	50.00	51.20	2.40
17	Coconut oil - V.V.D.	Kg	185.20	269.60	45.57
18	Sunflower oil	Kg	77.00	81.20	5.45
19	Dry Chilli (Long)	Kg	90.00	106.00	17.78
20	Green Gram Dal	Kg	86.00	80.00	-6.98
21	Urad (Black Gram Broken)	Kg	86.00	70.00	-18.60
22	Milk (Ponlait)	Lit.	36.00	36.00	0.00

Source: Directorate of Economics & Statistics, Puducherry.

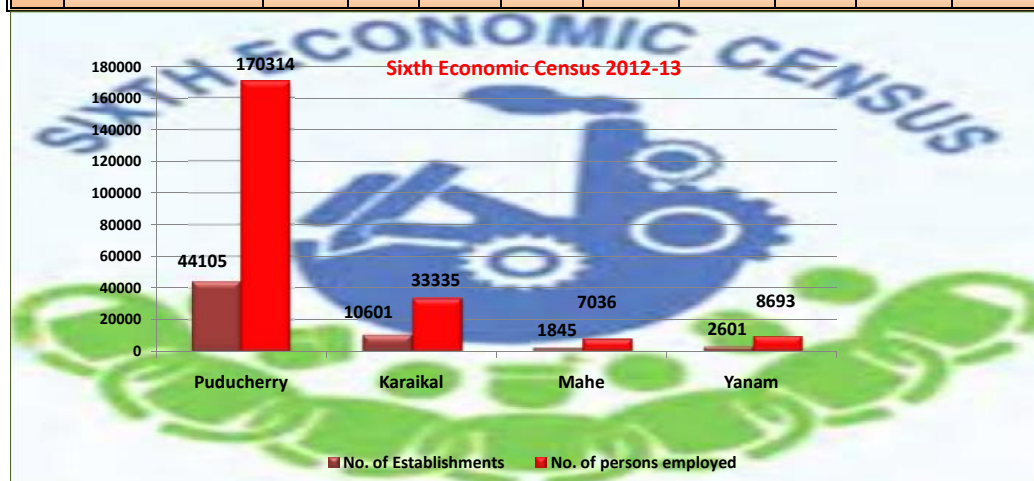


38. Sixth Economic Census - 2012-13

Total No. of Establishments & Total persons Employed

(Excluding crop production, Plantation, Public administration, Defence & Compulsory Social security service activities)

Sl. No.	Items	Agricultural Activities			Non-Agricultural Activities			Total in U.T.		
		Rural	Urban	Total	Rural	Urban	Total	Rural	Urban	Total
1	No. of Establishments	3967	2886	6853	13792	38507	52299	17759	41393	59152
a.	Without hired worker	3303	1905	5208	8088	20279	28367	11391	22184	33575
b.	With atleast one hired worker	664	981	1645	5704	18228	23932	6368	19209	25577
District wise Establishments										
	Puducherry	3250	1816	5066	9988	29051	39039	13238	30867	44105
	Karaikal	717	378	1095	3802	5704	9506	4519	6082	10601
	Mahe	0	32	32	0	1813	1813	0	1845	1845
	Yanam	0	660	660	0	1941	1941	0	2601	2601
	Total	3967	2886	6853	13790	38509	52299	17757	41395	59152
2	No. of Persons employed	6994	6823	13817	61750	143811	205561	68744	150634	219378
a.	Without hired worker	4098	2603	6701	10703	26207	36910	14801	28810	43611
b.	With atleast one hired worker	2896	4220	7116	51047	117604	168651	53943	121824	175767
District wise Persons employed										
	Puducherry	5727	3371	9098	48677	112539	161216	54404	115910	170314
	Karaikal	1267	1339	2606	13017	17712	30729	14284	19051	33335
	Mahe	0	41	41	0	6995	6995	0	7036	7036
	Yanam	0	2072	2072	0	6621	6621	0	8693	8693
	Total	6994	6823	13817	61694	143867	205561	68688	150690	219378



**Statistical Cells are functioning
in the following Departments**

- 1. Adi-Dravidar Welfare**
- 2. Agriculture**
- 3. Animal Husbandry**
- 4. Civil Supplies**
- 5. Co-operative**
- 6. District Industries Centre**
- 7. Education**
- 8. Health and Family Welfare**
- 9. Industries**
- 10. Labour**
- 11. Local Administration**
- 12. Municipalities**
- 13. Public Works**
- 14. Social Welfare**
- 15. Tourism**
- 16. Town and Country Planning**
- 17. Women and Child Development**
- 18. Transport**